

Industrial Storage Solutions

Hallowell®

Illustrated Stock Price Book

Effective March 1, 2015



Shelving



Lockers



Cabinets



Guardrail



**Proudly
Made in America**



Workbenches



Portable Gates



**6
Distribution
Centers
Nationwide**

WWW.HALLOWELL-LIST.COM



Table of Contents

Page No.		Page No.	
4	General Instructions	61	Digitech Safety-View Plus Stock Lockers
5	Ordering Procedures/Stock Product Overview	62	DigiTech Electronic Access Stock Lockers
5	Assembly Rates for Stock Lockers	63	MedSafe Antimicrobial Stock Lockers
6	Color Policy	64	Cell Phone/Tablet Stock Lockers
7	Guardrail	64	Laptop/Backpack Stock Lockers
7	Post Protectors	65	Kid, Teen & Home Team Stock Lockers
7	DuraTech Pass-Thru Shelving	66	Galvanite Rust Resistant Stock Lockers
8-29	Hi-Tech Shelving	67	Stainless Steel Stock Lockers
8	Open Hi-Tech Shelving Units	68	Aquamax Solid Plastic Stock Lockers
9	Closed Hi-Tech Shelving Units	69	MedSafe Aquamax Plastic Lockers
10	Free Standing Open & Closed Hi-Tech Shelving	69	Cubix Modular Steel Lockers
11	MedSafe Antimicrobial Hi-Tech Shelving	70	Versamax Phenolic Lockers
12	Metal Bin Hi-Tech Shelving	71	Heavy-Duty Ventilated (HDV) Stock Lockers
13	Heavy-Duty Deep Bin Shelving	72	Open Front KD Gear Stock Lockers
13	Heavy-Duty High Capacity Bolted Shelving	72	Recruiter Wood Open-Front Sport Stock Lockers
14	H-Post Open Shelving	73	Welded Single-Point Stock Lockers
15	H-Post Closed Shelving	73	TA-50 Gear Stock Locker
16-22	Hi-Tech Shelving Components	74	TaskForceXP Emergency Response All-Welded Stock Lockers
23	Bulk Rack with no decking	74	Turnout Gear All-Welded Stock Lockers
24	Bulk Rack with Particle Board Decking	75	Uniform Exchange Stock Lockers
25	Bulk Rack with Waterfall Wire Decking	76	Hybrid Wood/Metal Wardrobe Stock Lockers
26	Bulk Rack with Steel Decking	77	Club Wood Wardrobe Stock Lockers
27-28	Bulk Rack Components	78	Black Tie Commercial Lockers
29	Reel Rack	79	PE/Gym Lockers
31-41	Rivetwell Shelving	80	MaxView High Visibility All-Welded Stock Lockers
31	Single Rivet Units	80	SecurityMax High Security All-Welded Stock Lockers
32-33	Double Rivet Units	81	Bulk Storage Lockers, Stock
34	Record Storage Units	82-91	Accessories & Components
34	Heavy-Duty High Capacity Boltless Shelving	82	Continuous Slope Top - 18 gauge
35	Automotive Units	82	Continuous Slope Top Furring Filler
36-39	Components	82	Continuous Slope Top End Closure
40-41	Decking Options	82	Fillers, Slope Top Furring
42-47	Cabinets, Stock	83	Continuous Slope Top Splice Cover
42	400 Series Commercial Grade KD Cabinets	83	Fillers, Slope Top Corner
43	800 Series Industrial Grade KD Cabinets	83	Individual Slope Top
44	Antimicrobial 800 Series KD Cabinets	83	Individual Slope Top End Closure
45	DuraTough Super-Duty 12 Gauge All-Welded Cabinets	84	Fillers, Individual Slope Top
45	Maxview Cabinet	84	Individual Slope Top Kit - 3-wide
46	DuraTough All-Welded Classic Series Cabinets	84	Z-Base - Front, End and Splices
47	DuraTough All-Welded Galvanite Series Cabinets	85	Closed Front Base - 6" high
48-51	Workbenches, Stock	85	Closed Side Base - 6" high
48	Hallowell Adjustable Leg Workbench	85	Coat Rod
49	Fort Knox Modular Utility Workbench System Units	85	Recessed Top & Side Trim, Corner Splices
50-51	Fort Knox Modular Utility Workbench System Components	86	Fillers, Front
52	Portable Gates, Stock	86	Fillers, Slip Joint
53-80	Stock Knock-Down and Assembled KD Lockers	86	Fillers, Flat Top
53	ValueMax Stock Lockers	86	Fillers, Flat Top Corner
54	Premium Wardrobe Lockers	86	Fillers, Universal Angle Filler
55	Premium Box Lockers	87	Boxed End Panel, Flat Top
56	Ready-Built Stock lockers	87	Boxed End Panel, Slope Top
57	Ready-Built II Stock Lockers	88	Finished End Panel, 18 ga.
58	Maintenance-Free Quiet Stock Lockers	89	ADA Compliant Locker Door Upcharge
59	Safety-View Stock Lockers	89	Escutcheon Plates (Lock Hole Cover Plates)
60	Safety-View Plus Stock Box Lockers	89	Hat Shelf
		89	Padlock Strike Plates & Touch up Paint
		90	Benchtops
		90	Bench Pedestals
		91	Locks (For Coin, Card and Electronic Locks, Consult Factory)
		92	Order/Estimate Form

**For pricing on production knock-down, phenolic, all-welded or plastic lockers,
contact factory at 800-700-4799 or Estimating@Hallowell-List.com.**



General Instructions

- Specifications:** Visit our website at www.Hallowell-List.com for descriptions and specifications. Prices herein are based on standard construction. Specifications are subject to change without notice.
- Shop Drawings:** Shop Drawings for approval or file & field use will be supplied upon request only, at no charge for orders of \$5,000.00 net and above. A \$350.00 net drawing charge will apply if drawings are required on orders less than \$5,000.00 net. Please add this requirement to your purchase order by noting "shop drawings required for approval" or "shop drawings required for files and distribution only". Allow 3-4 weeks for preparation of shop drawings when required.
- Freight Charges:** All product will ship as noted on purchase order. If 3rd party or collect is requested, please specify carrier and if billing is to be 3rd party, please include your account number with the specified carrier. Orders received without carrier specified will be shipped via best way prepaid and freight charges will be added to your invoice. Hallowell products cannot ship via package carrier i.e. UPS, etc with the exception of small parts type orders. **Hallowell cannot guarantee quoted freight rates unless quoted in writing and the quoted amount is included in your purchase order. Quoted rates will not be guaranteed for 3rd party or collect shipments.**
- Through special agreements with our carriers, Hallowell will ship prepaid shipments under specific classes and NMFC#s. Please visit the download page of our website for a detailed chart of these codes and classes. If you request we ship 3rd party or collect, your freight account or your customer's freight account may override our freight class exception. Due to the added space taken up by assembled lockers/cabinets, special head load rates and/or truckload rates may apply when shipments exceeds 6 pallets. If you have any questions, please contact our customer service department at 866-566-0500.
- Prepaid shipments are subject to a \$120.00 minimum shipping/handling charge.
- Hallowell cannot accommodate "Live Load" requests on production orders.
- FOB Point:** Hallowell reserves the right to select FOB point based on ship to destination and stock availability unless otherwise stated on your purchase order. All production items will ship FOB Factory, Deerfield Beach, Florida unless production K.D. lockers are ordered to ship fully-assembled, in which case Hallowell will utilize the distribution center of it's choice.
- Weights:** Weights shown are approximate and subject to change without notice.
- How To Order:** All purchase orders can be placed via fax to 407-464-3610 or via e-mail to Sales@Hallowell-List.com. For information on becoming an EDI (Electronic Data Interchange) partner, contact us at 866-566-0500 or e-mail Sales@Hallowell-List.com. All Stock locker orders are to be ordered by 1-wide and/or 3-wide catalog numbers adding the appropriate color suffix as outlined on each price book page and under Color Policy outlined on page 6. All purchase orders should include the unit list prices, extended list prices, total list price, applicable discount, applicable escalator, total net price, requested ship date, project name, complete shipping address and authorized signature. Failure to order as outlined above may result in delay of processing your order.
- Minimum Order:** \$100.00 net.
- Discounts:** All orders are to be discounted per the agreement in place at the time order is placed.
- Escalation:** All orders for future shipment shall include the appropriate price escalator in effect at the time the order is placed. Failure to include the escalator may result in the delay or rejection of your order.
- Terms:** 1/2% 10, net 30 days, strictly enforced.
- Warranty:** All-Welded lockers and cubbies are guaranteed to be free from defects in material and workmanship for the lifetime of the facility. Plastic lockers carry a 20-year warranty from date of invoice. KD lockers are warranted for two (2) years from date of invoice. All other products carry a one (1) year warranty from date of invoice.
- Changes:** Stock product orders changed after being released to the warehouse are subject to a \$75.00 net administrative change order charge in addition to a 30% re-stocking charge (45% for assembled stock locker/cabinet orders). **Production orders cannot be changed after being released to production.**
- Cancellations:** Stock product orders cancelled for any reason more than 24 hours after receipt are subject to a 30% re-stocking charge (45% for assembled stock locker/cabinet orders). **Production orders cannot be cancelled after being released to production.**
- Returns:** If for any reason, you wish to return your stock product order, please contact our Customer Service Department at 866-566-0500 or e-mail CustomerService@Hallowell-List.com to obtain a Return Goods Authorization (RGA). Shipment returned without an RGA will be refused. A 30% re-stocking charge will apply for all returned knock-down orders (45% for assembled stock locker orders). **Production items are non-returnable.**
- Claims:** It is the responsibility of the receiver to count and log all cartons/materials received prior to signing the freight carrier's receipt of delivery. Shortage claims must be submitted in writing within (3) days of receipt of shipment and must include the carton number(s) affected, the "Inspected by" number which is stamped on each carton and a copy of the delivery receipt properly annotated with shorted cartons if applicable. Damage claims must be submitted in writing within three (3) days of receipt of shipment and must include carton number(s) affected and a copy of the delivery receipt, properly annotated with damage details.
- All claims are to be submitted to our Customer Service Department via fax at 407-464-3610 or via e-mail at CustomerService@Hallowell-List.com. Hallowell will file freight claims for prepaid shipments only. **Signing for a shipment complete and without damage relieves the carrier and Hallowell of responsibility. Hallowell cannot be held responsible for missed delivery appointments.**

Anchoring

In the interest of safety, all Hallowell lockers, cabinets, shelving and guardrail should be securely anchored to the floor and/or wall.

Locker Ordering Procedure

Stock Lockers

1. Stock lockers are available in 1-wide and 3-wide configurations. All necessary assembly hardware is included with your order.
2. Number Plates are supplied at no additional charge. All stock locker orders will ship with number plates numbered 1-Up. If a special numbering sequence is required, please specify when ordering and include a \$50.00 net set-up charge as a separate line item on your purchase order...Numbering sequence must be sequential.

3. Standard Equipment:

All stock lockers include 6" high legs except 4-wide wall mount, plastic lockers and all-welded lockers

All single tier lockers 60" and 72" high will include one hat shelf.

All single and double tier openings 30" and higher will include a minimum of two single hooks and one double ceiling hook.

All triple tier openings 20" and 24" high will include one double ceiling hook.

Coat rods are available as an option (See page 84).

Padlock strike plates to protect door face from being marred by padlock are optional (See page 88).

Production Lockers (Bulk Packaged Lockers)

1. Can be ordered in any standard Hallowell locker color. See color policy for additional information.
2. Special requirements: Contact our Inside Sales Department for pricing on all special sizes and requirements not shown in this price book.
3. All parts are bulk packaged i.e. like parts are packaged together.
4. Locker product numbers are specific for lockers with and without 6" legs. Be sure to use the correct product number when ordering.
5. Number Plates are supplied at no additional charge. All production locker orders will ship with number plates numbered 1-Up. If a special numbering sequence is required, please specify when ordering and include a \$50.00 net set-up charge as a separate line item on your purchase order...Numbering sequence must be sequential.
6. Standard equipment on bulk packaged lockers includes standard latching mechanism and clothes hooks per our standard locker specifications (Visit our website at www.Hallowell-List.com for specifications)

Stock Locker Assembly

All locker assembly prices are NET per unit. Do not apply discount to assembly prices.
Assembly pricing is to be added to purchase orders as a separate line item.

Premium Maintenance-Free Quiet Galvanite MedSafe Safety-View/Safety-View Plus Stainless Steel Hybrid ValueMax	<u>1-Wide</u>	<u>3-Wide</u>	<u>16-Person</u>	<u>4-Wide wall mount</u>	
	\$15.00	\$45.00	\$50.00	\$15.00	
	DigiTech	<u>1-Tier</u>	<u>2-Tier</u>	<u>3-Tier</u>	<u>6-Tier</u>
		add 15%	add 12%	add 10%	add 8%
		DigiTech Safety-View Plus } add 10%			
	HDV Stock Lockers	<u>1-Wide</u>	<u>3-Wide</u>		
\$18.00 (\$18 Net/Frame)		\$54.00 (\$18 Net/Frame)			
KD Open Front Sport Lockers Laptop/Backpack Lockers	<u>1-Wide</u>	<u>3-Wide</u>			
	\$40.00 (\$40 Net/Frame)	\$120.00 (\$40 Net/Frame)			

Locker Accessories: Assembly of slope tops, closed bases, end panels and lock hole cover plates are included in the above assembly rates.

Note: If we are to assemble accessories onto assembled locker units, details are needed to located where items are to be assembled ie end panels, slope ends, side bases, etc.

Field installed items such as fillers and z-base cannot be assembled prior to shipping.

Production Order Locker Assembly: We will be more than happy to ship your production order fully-assembled. Please consult factory for pricing.



Color Policy

All Production & Stock Colors and Codes

EG 704 Evergreen GM 705 Green Mist HR 706 Heather MB 707 Marine Blue ME 708 Midnight Ebony SE 710 Sandstone PL-AM Antimicrobial Platinum	PL 711 Platinum SB 713 Sand Beige SW 714 Snow White GS 717 Grand Slam JY 719 Jersey PR 720 Pep Rally SY Safety Yellow	RR 721 Relay Red TW 722 Tidal Wave TY 723 Trophy HG 725 Hallowell Gray MN 727 Maroon HP 728 Hoop	PT 729 Parchment DM 731 Denim BL 735 Basil FG 737 Forest Gold CL 738 Charcoal BG 739 Bubble Gum
---	--	---	--

***See stock product pages for color availability**

Stock Lockers

Note:

All stock lockers regardless of door and frame color ship with Parchment Body components except as noted below:

- HG Hallowell Gray lockers will ship with Hallowell Gray body components.
- MB Marine Blue lockers will ship with Marine Blue body components.
- All-welded stock lockers ship one color throughout

For exposed locker row ends, consider ordering Finished End Panels (see page 88).

Some sizes are available in limited color selections. See pages 53 - 80 for specifics.

Stock Locker Accessories

Color Codes

PT	729	Parchment
HG	725	Hallowell Gray
MB	707	Marine Blue
MN	727	Maroon
GM	705	Green Mist

Stock Availability Codes for locker accessories (pages 81 thru 89)

- Denotes stock item in Parchment
- Denotes stock item in Parchment and Hallowell Gray
- Denotes stock item in Parchment, Hallowell Gray, Marine Blue, Maroon and Green Mist
- + Denotes stock item - Plated, Galvanized or galvaneal
- > Denotes stock item - Stainless Steel

Stock Aquamax Plastic Lockers:

Taupe body with Taupe Doors, or Taupe body with Blue Doors

Stock Shelving, Cabinets, Workbenches, Bulk Storage Lockers and Portable Gates:

Fort Knox System Hi-Tech Shelving Rivetwell Shelving 400 Series Cabinets 800 Series Cabinets DuraTough Cabinets	RR , ME HG PT(all) or ME (limited) PT, ME, HG PT, ME, PL-AM CL	Bulk Storage Lockers Portable Gates H-Post High-Cap Shelving Guardrail & Post Protectors Workbenches	PL Plated/Galvanized MB Posts & Sides PL Shelves and backs SY ME
--	---	---	---

- Denotes stock item for Hi-tech Shelving, Rivetwell Shelving, Cabinets, Bulk Storage Lockers and Portable Gates

Order stock items by adding the 2-digit color code suffix from the top chart to the end of all catalog numbers listed in this price book. Be sure to verify that the color desired is available for the specified item and size.

Production KD Lockers, All-Welded Lockers and All-Welded Cubbies:

1. All body components of Production KD lockers are painted our standard neutral color - currently Parchment. Body components are available painted your choice of Hallowell Gray or Parchment on HDV lockers only! If the body component color is to match the door frame color, add 5% (\$500.00 net minimum) to the locker net price.
2. One standard exterior color may be chosen per order at no charge. Add \$150.00 net for each additional color selected. Two-tone color selection will be considered as 1 exterior color for pricing purposes.
3. Two-tone color selection (doors one color and the frame a second color) is available at no additional cost for all production lockers in this price book.
4. Color Coding (multiple door colors within a KD locker frame or an All-Welded locker unit) is available, add 10% (\$1,000.00 minimum) to the locker net price. Color pattern must be prior approved by our Order Entry Manager.
5. Custom color is available upon request. An add of 10% (\$1,000.00 net minimum per color) to the net material value of the order will apply. Metal color samples must be supplied for all custom colors. If Hallowell is to submit custom color samples to the architect for approval, allow approximately 3 weeks for submittal.

*See top chart for color selection and codes

Guardrail, Post Protectors, Pass-Thru Shelving

Guardrail

Catalog Number	W	D	H	Description	List Price	Weight
• GR-03	31	2.5	12	3' GUARD RAIL SECTION	\$137.50	21
• GR-04	43	2.5	12	4' GUARD RAIL SECTION	\$165.64	28
• GR-05	55	2.5	12	5' GUARD RAIL SECTION	\$198.26	35
• GR-06	67	2.5	12	6' GUARD RAIL SECTION	\$234.21	42
• GR-07	79	2.5	12	7' GUARD RAIL SECTION	\$258.01	49
• GR-08	91	2.5	12	8' GUARD RAIL SECTION	\$278.41	56
• GR-09	103	2.5	12	9' GUARD RAIL SECTION	\$296.20	62
• GR-10	115	2.5	12	10' GUARD RAIL SECTION	\$324.42	70
• LOA	1	5	12	LIFT-OUT RAIL ADAPTER (PAIR)	\$51.50	12
• 45-Bracket	5	5	12	45-DEG ANGLE ADAPTER	\$29.43	6
• GRPA18-1*	5	5	18	18" GUARD POST, CAP AND HDW	\$172.74	31
• GRPA42-2*	5	5	42	42" GUARD POST, CAP AND HDW	\$261.94	50



Color for Guardrail is **Safety Yellow [SY]**

*Anchor Plate is 10" x 10"

Post Protectors

Catalog Number	W	D	H	Description	List Price	Weight
• PP070712SY*	4.25	4.25	12	12" HIGH POST PROTECTOR	\$70.52	9
• PP070718SY*	4.25	4.25	18	18" HIGH POST PROTECTOR	\$84.40	13
• PP070724SY*	4.25	4.25	24	24" HIGH POST PROTECTOR	\$97.89	16



Color for Post Protectors is **Safety Yellow [SY]**

* Anchor Plate is 7" x 7"

DuraTech Pass-Thru Steel Shelving



All Units Include 4-Angle Posts



5-Shelf Unit



7-Shelf Unit



8-Shelf Unit

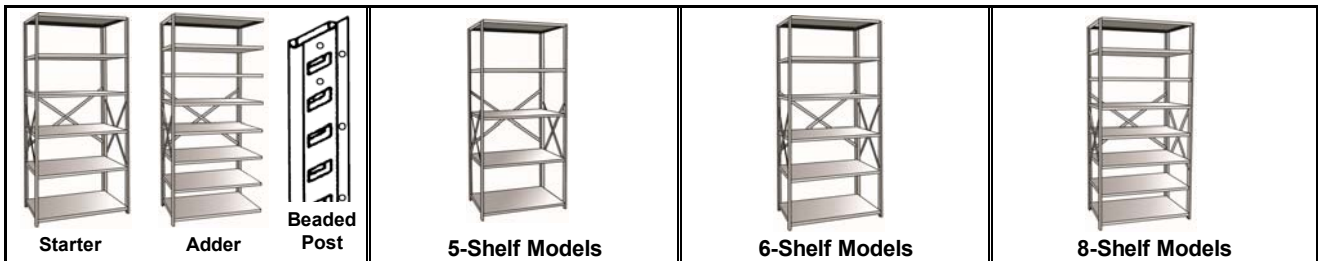
W	D	H	* Capacity Per Shelf	Catalog Number	List Price	Weight	Catalog Number	List Price	Weight	Catalog Number	List Price	Weight
36" Wide Units												
• 36	12	87	800	DT5510-12	\$264.39	75	DT5512-12	\$318.16	91	DT5513-12	\$345.03	99
• 36	18	87	800	DT5510-18	\$297.94	89	DT5512-18	\$364.06	109	DT5513-18	\$397.12	119
• 36	24	87	800	DT5510-24	\$330.52	102	DT5512-24	\$408.96	127	DT5513-24	\$448.18	140
48" Wide Units												
• 48	12	87	400	DT5710-12	\$306.31	88	DT5712-12	\$375.97	108	DT5713-12	\$410.79	118
• 48	18	87	450	DT5710-18	\$377.30	105	DT5712-18	\$474.27	131	DT5713-18	\$522.77	145
• 48	24	87	500	DT5710-24	\$427.51	121	DT5712-24	\$543.87	155	DT5713-24	\$602.04	171

Color for all DuraTech Shelving is #725 Hallowell Gray [HG]

• Denotes stock item

Shelf Capacity is based on a uniformly distributed load and includes a 1.65 safety factor

Hi-Tech® Open Shelving Units









W	D	H	* Capacity Per Shelf	Starter Adder	Catalog Number	List Price	Weight	Catalog Number	List Price	Weight	Catalog Number	List Price	Weight
Medium-Duty													
• 36	12	87	500	Starter	4510-12	\$244.90	69	4511-12	\$269.58	75	4513-12	\$318.95	88
• 36	12	87	500	Adder	A4510-12	\$206.60	58	A4511-12	\$231.28	65	A4513-12	\$280.65	78
• 36	18	87	500	Starter	4510-18	\$271.62	80	4511-18	\$301.15	89	4513-18	\$360.22	106
• 36	18	87	500	Adder	A4510-18	\$232.09	69	A4511-18	\$261.61	78	A4513-18	\$320.67	95
• 36	24	87	500	Starter	4510-24	\$304.11	91	4511-24	\$339.81	102	4513-24	\$411.21	123
• 36	24	87	500	Adder	A4510-24	\$263.74	80	A4511-24	\$299.44	91	A4513-24	\$370.83	112
• 48	12	87	375	Starter	4710-12	\$279.26	82	4711-12	\$309.53	90	4713-12	\$370.05	108
• 48	12	87	375	Adder	A4710-12	\$239.48	71	A4711-12	\$269.74	80	A4713-12	\$330.26	98
• 48	18	87	375	Starter	4710-18	\$321.72	95	4711-18	\$359.96	107	4713-18	\$436.43	130
• 48	18	87	375	Adder	A4710-18	\$280.64	84	A4711-18	\$318.87	96	A4713-18	\$395.35	119
• 48	24	87	350	Starter	4710-24	\$363.30	109	4711-24	\$409.50	123	4713-24	\$501.92	151
• 48	24	87	350	Adder	A4710-24	\$318.91	98	A4711-24	\$367.57	112	A4713-24	\$459.98	140
Heavy-Duty													
• 36	12	87	800	Starter	5510-12	\$264.39	75	5511-12	\$291.26	83	5513-12	\$345.03	99
• 36	12	87	800	Adder	A5510-12	\$223.40	65	A5511-12	\$250.29	73	A5513-12	\$304.05	88
• 36	18	87	800	Starter	5510-18	\$297.94	89	5511-18	\$330.99	99	5513-18	\$397.12	119
• 36	18	87	800	Adder	A5510-18	\$255.63	78	A5511-18	\$288.70	88	A5513-18	\$354.80	109
• 36	24	87	800	Starter	5510-24	\$330.52	102	5511-24	\$369.75	115	5513-24	\$448.18	140
• 36	24	87	800	Adder	A5510-24	\$287.33	91	A5511-24	\$326.55	103	A5513-24	\$404.99	129
• 48	12	87	400	Starter	5710-12	\$306.31	88	5711-12	\$341.13	98	5713-12	\$410.79	118
• 48	12	87	400	Adder	A5710-12	\$265.33	77	A5711-12	\$300.14	88	A5713-12	\$369.80	108
• 48	18	87	450	Starter	5710-18	\$377.30	105	5711-18	\$425.78	118	5713-18	\$522.77	145
• 48	18	87	450	Adder	A5710-18	\$335.00	94	A5711-18	\$383.49	107	A5713-18	\$480.45	134
• 48	24	87	500	Starter	5710-24	\$427.51	121	5711-24	\$485.69	138	5713-24	\$602.04	171
• 48	24	87	500	Adder	A5710-24	\$384.32	110	A5711-24	\$442.49	127	A5713-24	\$558.84	160
Extra Heavy-Duty													
• 36	12	87	1100	Starter	7510-12	\$299.97	88	7511-12	\$335.67	99	7513-12	\$407.06	119
• 36	12	87	1100	Adder	A7510-12	\$261.67	78	A7511-12	\$297.37	88	A7513-12	\$368.76	109
• 36	18	87	1200	Starter	7510-18	\$339.95	106	7511-18	\$383.15	119	7513-18	\$469.54	147
• 36	18	87	1200	Adder	A7510-18	\$300.42	95	A7511-18	\$343.61	108	A7513-18	\$430.00	136
• 36	24	87	1250	Starter	7510-24	\$385.63	123	7511-24	\$437.63	140	7513-24	\$541.63	175
• 36	24	87	1250	Adder	A7510-24	\$345.26	112	A7511-24	\$397.25	129	A7513-24	\$501.26	163
• 48	12	87	750	Starter	7710-12	\$352.72	105	7711-12	\$398.56	118	7713-12	\$490.22	146
• 48	12	87	750	Adder	A7710-12	\$314.42	94	A7711-12	\$360.25	108	A7713-12	\$451.93	135
• 48	18	87	900	Starter	7710-18	\$421.34	127	7711-18	\$480.41	145	7713-18	\$598.52	181
• 48	18	87	900	Adder	A7710-18	\$381.80	116	A7711-18	\$440.87	134	A7713-18	\$558.99	170
• 48	24	87	900	Starter	7710-24	\$486.00	149	7711-24	\$557.66	172	7713-24	\$700.98	216
• 48	24	87	900	Adder	A7710-24	\$445.63	138	A7711-24	\$517.30	160	A7713-24	\$660.61	205

Color for all Hi-Tech Shelving is #725 Hallowell Gray [HG]

• Denotes stock item

Shelf Capacity is based on a uniformly distributed load and includes a 1.65 safety factor

Hi-Tech® Closed Shelving Units





  														
W	D	H	* Capacity Per Shelf	Starter Adder	Catalog Number	List Price	Weight	Catalog Number	List Price	Weight	Catalog Number	List Price	Weight	
Medium-Duty														
•	36	12	87	500	Starter	4520-12	\$359.00	95	4521-12	\$383.68	101	4523-12	\$433.05	114
•	36	12	87	500	Adder	A4520-12	\$294.75	80	A4521-12	\$319.43	87	A4523-12	\$368.80	100
•	36	18	87	500	Starter	4520-18	\$397.37	113	4521-18	\$426.90	121	4523-18	\$485.95	138
•	36	18	87	500	Adder	A4520-18	\$326.06	94	A4521-18	\$355.58	103	A4523-18	\$414.64	120
•	36	24	87	500	Starter	4520-24	\$451.73	130	4521-24	\$487.43	141	4523-24	\$558.82	162
•	36	24	87	500	Adder	A4520-24	\$368.65	108	A4521-24	\$404.35	119	A4523-24	\$475.74	140
•	48	12	87	375	Starter	4720-12	\$435.02	115	4721-12	\$465.28	123	4723-12	\$525.81	141
•	48	12	87	375	Adder	A4720-12	\$368.27	100	A4721-12	\$398.53	109	A4723-12	\$459.07	127
•	48	18	87	375	Starter	4720-18	\$489.57	135	4721-18	\$527.81	146	4723-18	\$604.28	169
•	48	18	87	375	Adder	A4720-18	\$415.48	116	A4721-18	\$453.71	128	A4723-18	\$530.18	151
•	48	24	87	350	Starter	4720-24	\$553.88	155	4721-24	\$600.09	169	4723-24	\$692.50	197
•	48	24	87	350	Adder	A4720-24	\$467.56	133	A4721-24	\$513.76	147	A4723-24	\$606.19	172
Heavy-Duty														
•	36	12	87	800	Starter	5520-12	\$386.47	101	5521-12	\$413.35	109	5523-12	\$467.12	125
•	36	12	87	800	Adder	A5520-12	\$317.73	87	A5521-12	\$344.61	94	A5523-12	\$398.37	110
•	36	18	87	800	Starter	5520-18	\$432.48	121	5521-18	\$465.55	131	5523-18	\$531.66	152
•	36	18	87	800	Adder	A5520-18	\$356.18	103	A5521-18	\$389.24	113	A5523-18	\$455.37	134
•	36	24	87	800	Starter	5520-24	\$488.48	141	5521-24	\$527.69	154	5523-24	\$606.13	179
•	36	24	87	800	Adder	A5520-24	\$399.57	119	A5521-24	\$438.81	132	A5523-24	\$517.25	157
•	48	12	87	400	Starter	5720-12	\$466.29	121	5721-12	\$501.11	131	5723-12	\$570.77	151
•	48	12	87	400	Adder	A5720-12	\$397.55	106	A5721-12	\$432.37	116	A5723-12	\$502.00	137
•	48	18	87	450	Starter	5720-18	\$549.74	144	5721-18	\$598.22	157	5723-18	\$695.20	184
•	48	18	87	450	Adder	A5720-18	\$473.44	126	A5721-18	\$521.92	139	A5723-18	\$618.88	166
•	48	24	87	500	Starter	5720-24	\$623.36	167	5721-24	\$681.55	184	5723-24	\$797.89	217
•	48	24	87	500	Adder	A5720-24	\$534.45	145	A5721-24	\$592.64	162	A5723-24	\$708.98	195
Extra Heavy-Duty														
•	36	12	87	1100	Starter	7520-12	\$414.07	114	7521-12	\$449.77	125	7523-12	\$521.17	146
•	36	12	87	1100	Adder	A7520-12	\$349.82	100	A7521-12	\$385.52	110	A7523-12	\$456.92	131
•	36	18	87	1200	Starter	7520-18	\$465.70	138	7521-18	\$508.90	152	7523-18	\$595.29	179
•	36	18	87	1200	Adder	A7520-18	\$394.39	120	A7521-18	\$437.58	133	A7523-18	\$523.97	161
•	36	24	87	1250	Starter	7520-24	\$533.25	162	7521-24	\$585.24	179	7523-24	\$689.25	214
•	36	24	87	1250	Adder	A7520-24	\$450.17	140	A7521-24	\$502.16	157	A7523-24	\$606.16	192
•	48	12	87	750	Starter	7720-12	\$502.24	138	7721-12	\$548.07	151	7723-12	\$639.75	178
•	48	12	87	750	Adder	A7720-12	\$437.99	123	A7721-12	\$483.82	137	A7723-12	\$575.48	164
•	48	18	87	900	Starter	7720-18	\$582.50	166	7721-18	\$641.56	184	7723-18	\$759.68	220
•	48	18	87	900	Adder	A7720-18	\$511.18	148	A7721-18	\$570.25	166	A7723-18	\$688.37	202
•	48	24	87	900	Starter	7720-24	\$669.03	195	7721-24	\$740.70	217	7723-24	\$884.01	262
•	48	24	87	900	Adder	A7720-24	\$585.95	173	A7721-24	\$657.61	195	A7723-24	\$800.93	240

Color for all Hi-Tech Shelving is #725 Hallowell Gray [HG]

• Denotes stock item

Shelf Capacity is based on a uniformly distributed load and includes a 1.65 safety factor

Hi-Tech® Free Standing Shelving Units

 4 Angle Posts per unit					 5-Shelf Models			 6-Shelf Models			 8-Shelf Models		
W	D	H	* Capacity Per Shelf	Open Closed	Catalog Number	List Price	Weight	Catalog Number	List Price	Weight	Catalog Number	List Price	Weight
Medium-Duty													
• 36	12	87	500	Open	F4510-12	\$221.72	63	F4511-12	\$246.41	69	F4513-12	\$295.78	82
• 36	12	87	500	Closed	F4520-12	\$343.82	89	F4521-12	\$368.50	96	F4523-12	\$417.87	109
• 36	18	87	500	Open	F4510-18	\$248.66	74	F4511-18	\$278.18	83	F4513-18	\$337.26	100
• 36	18	87	500	Closed	F4520-18	\$383.19	107	F4521-18	\$412.73	115	F4523-18	\$471.80	133
• 36	24	87	500	Open	F4510-24	\$281.24	86	F4511-24	\$316.94	96	F4513-24	\$388.33	118
• 36	24	87	500	Closed	F4520-24	\$439.20	124	F4521-24	\$474.90	135	F4523-24	\$546.30	157
• 48	12	87	375	Open	F4710-12	\$254.84	75	F4711-12	\$285.80	84	F4713-12	\$347.71	102
• 48	12	87	375	Closed	F4720-12	\$415.28	108	F4721-12	\$446.23	117	F4723-12	\$508.14	135
• 48	18	87	375	Open	F4710-18	\$298.26	89	F4711-18	\$337.36	101	F4713-18	\$415.56	124
• 48	18	87	375	Closed	F4720-18	\$471.14	129	F4721-18	\$510.24	140	F4723-18	\$588.44	163
• 48	24	87	350	Open	F4710-24	\$340.75	103	F4711-24	\$388.01	117	F4713-24	\$482.50	145
• 48	24	87	350	Closed	F4720-24	\$537.06	149	F4721-24	\$584.31	163	F4723-24	\$678.80	191
Heavy-Duty													
• 36	12	87	800	Open	F5510-12	\$232.70	69	F5511-12	\$259.58	77	F5513-12	\$313.35	93
• 36	12	87	800	Closed	F5520-12	\$354.79	96	F5521-12	\$381.67	103	F5523-12	\$435.43	119
• 36	18	87	800	Open	F5510-18	\$266.27	83	F5511-18	\$299.32	93	F5513-18	\$365.44	114
• 36	18	87	800	Closed	F5520-18	\$400.81	115	F5521-18	\$433.87	126	F5523-18	\$499.98	146
• 36	24	87	800	Open	F5510-24	\$298.92	96	F5511-24	\$338.15	109	F5513-24	\$416.61	134
• 36	24	87	800	Closed	F5520-24	\$456.88	135	F5521-24	\$496.11	148	F5523-24	\$574.57	173
• 48	12	87	400	Open	F5710-12	\$274.16	82	F5711-12	\$308.98	92	F5713-12	\$378.61	113
• 48	12	87	400	Closed	F5720-12	\$434.58	115	F5721-12	\$469.41	125	F5723-12	\$539.04	145
• 48	18	87	450	Open	F5710-18	\$345.18	99	F5711-18	\$393.67	112	F5713-18	\$490.64	139
• 48	18	87	450	Closed	F5720-18	\$518.07	138	F5721-18	\$566.54	151	F5723-18	\$663.52	178
• 48	24	87	500	Open	F5710-24	\$395.44	116	F5711-24	\$453.62	132	F5713-24	\$570.00	165
• 48	24	87	500	Closed	F5720-24	\$591.74	161	F5721-24	\$649.92	178	F5723-24	\$766.30	211
Extra Heavy-Duty													
• 36	12	87	1100	Open	F7510-12	\$276.80	82	F7511-12	\$312.49	93	F7513-12	\$383.90	114
• 36	12	87	1100	Closed	F7520-12	\$398.89	109	F7521-12	\$434.58	119	F7523-12	\$505.99	140
• 36	18	87	1200	Open	F7510-18	\$317.01	100	F7511-18	\$360.20	113	F7513-18	\$446.60	141
• 36	18	87	1200	Closed	F7520-18	\$451.54	132	F7521-18	\$494.74	146	F7523-18	\$581.16	173
• 36	24	87	1250	Open	F7510-24	\$362.74	118	F7511-24	\$414.73	135	F7513-24	\$518.73	169
• 36	24	87	1250	Closed	F7520-24	\$520.69	156	F7521-24	\$572.69	174	F7523-24	\$676.68	208
• 48	12	87	750	Open	F7710-12	\$329.23	99	F7711-12	\$375.06	113	F7713-12	\$466.73	140
• 48	12	87	750	Closed	F7720-12	\$489.66	132	F7721-12	\$535.49	145	F7723-12	\$627.15	173
• 48	18	87	900	Open	F7710-18	\$398.01	121	F7711-18	\$457.07	139	F7713-18	\$575.18	175
• 48	18	87	900	Closed	F7720-18	\$570.90	161	F7721-18	\$629.96	178	F7723-18	\$748.07	214
• 48	24	87	900	Open	F7710-24	\$462.79	144	F7711-24	\$534.45	166	F7713-24	\$677.76	210
• 48	24	87	900	Closed	F7720-24	\$659.09	189	F7721-24	\$730.75	211	F7723-24	\$874.06	256

Color for all Hi-Tech Shelving is #725 Hallowell Gray [HG]
 • Denotes stock item

Shelf Capacity is based on a uniformly distributed load and includes a 1.65 safety factor

Hi-Tech® MedSafe® Antimicrobial Finish Shelving Units

Starter		Adder			8-Shelf Models			11-Shelf Models			
W	D	H	* Capacity Per Shelf	Starter Adder	Catalog Number	List Price	Weight	Catalog Number	List Price	Weight	
OPEN Style Shelving											
•	36	12	87	500	Starter	4513-12PL-AM	\$425.74	89	451C-12PL-AM	\$522.00	108
•	36	12	87	500	Adder	A4513-12PL-AM	\$372.47	78	A451C-12PL-AM	\$468.74	98
•	36	18	87	500	Starter	4513-18PL-AM	\$479.66	106	451C-18PL-AM	\$594.84	132
•	36	18	87	500	Adder	A4513-18PL-AM	\$424.65	95	A451C-18PL-AM	\$539.83	121
•	36	24	87	500	Starter	4513-24PL-AM	\$546.07	124	451C-24PL-AM	\$685.29	156
•	36	24	87	500	Adder	A4513-24PL-AM	\$489.90	113	A451C-24PL-AM	\$629.13	145
•	48	12	87	375	Starter	4713-12PL-AM	\$540.53	109	471C-12PL-AM	\$678.99	136
•	48	12	87	375	Adder	A4713-12PL-AM	\$487.26	99	A471C-12PL-AM	\$625.71	126
•	48	18	87	375	Starter	4713-18PL-AM	\$641.27	131	471C-18PL-AM	\$816.19	165
•	48	18	87	375	Adder	A4713-18PL-AM	\$586.26	120	A471C-18PL-AM	\$761.18	155
•	48	24	87	350	Starter	4713-24PL-AM	\$740.82	152	471C-24PL-AM	\$952.22	195
•	48	24	87	350	Adder	A4713-24PL-AM	\$684.65	141	A471C-24PL-AM	\$896.05	184

Starter		Adder			8-Shelf Models			11-Shelf Models			
W	D	H	* Capacity Per Shelf	Starter Adder	Catalog Number	List Price	Weight	Catalog Number	List Price	Weight	
CLOSED Style Shelving											
•	36	12	87	500	Starter	4523-12PL-AM	\$584.46	115	452C-12PL-AM	\$680.72	134
•	36	12	87	500	Adder	A4523-12PL-AM	\$495.08	100	A452C-12PL-AM	\$591.34	120
•	36	18	87	500	Starter	4523-18PL-AM	\$654.57	139	452C-18PL-AM	\$769.75	165
•	36	18	87	500	Adder	A4523-18PL-AM	\$555.35	120	A452C-18PL-AM	\$670.53	146
•	36	24	87	500	Starter	4523-24PL-AM	\$751.42	163	452C-24PL-AM	\$890.64	195
•	36	24	87	500	Adder	A4523-24PL-AM	\$635.83	141	A452C-24PL-AM	\$775.05	173
•	48	12	87	375	Starter	4723-12PL-AM	\$749.10	142	472C-12PL-AM	\$887.54	169
•	48	12	87	375	Adder	A4723-12PL-AM	\$659.72	127	A472C-12PL-AM	\$798.16	154
•	48	18	87	375	Starter	4723-18PL-AM	\$866.02	170	472C-18PL-AM	\$1,040.94	205
•	48	18	87	375	Adder	A4723-18PL-AM	\$766.81	152	A472C-18PL-AM	\$941.73	187
•	48	24	87	350	Starter	4723-24PL-AM	\$996.01	198	472C-24PL-AM	\$1,207.40	241
•	48	24	87	350	Adder	A4723-24PL-AM	\$880.42	176	A472C-24PL-AM	\$1,091.82	219

* Shelf Capacity is based on a uniformly distributed load and includes a 1.65 safety factor

Color for all Hi-Tech MedSafe Shelving is #711 Antimicrobial Platinum [PL-AM]

• Denotes stock item

Hi-Tech® Metal Bin Shelving Units



Model#	Openings			Starter Adder	Catalog Number	List Price	Wt	Catalog Number	List Price	Wt	Catalog Number	List Price	Wt
	#	W	H										
					12" Deep			18" Deep			24" Deep		
• 5525	14	18	12	Starter	5525-12	\$533.78	134	5525-18	\$604.41	165	5525-24	\$694.46	198
				Adder	A5525-12	\$465.03	119	A5525-18	\$528.09	146	A5525-24	\$605.55	176
• 5526	21	12	12	Starter	5526-12	\$592.47	141	5526-18	\$669.18	175	5526-24	\$774.69	215
				Adder	A5526-12	\$523.73	126	A5526-18	\$592.86	157	A5526-24	\$685.77	193
• 5527	32	9	9	Starter	5527-12	\$733.50	165	5527-18	\$834.74	210	5527-24	\$970.29	257
	4	9	12	Adder	A5527-12	\$664.76	150	A5527-18	\$758.43	192	A5527-24	\$881.38	235
• 5528	48	6	9	Starter	5528-12	\$869.95	179	5528-18	\$987.41	234	5528-24	\$1,155.36	291
	6	6	12	Adder	A5528-12	\$801.20	165	A5528-18	\$911.09	216	A5528-24	\$1,066.44	269
• 5529	66	6	6	Starter	5529-12	\$1,074.76	215	5529-18	\$1,258.43	278	5529-24	\$1,484.45	342
	12	6	9	Adder	A5529-12	\$1,006.02	200	A5529-18	\$1,182.11	260	A5529-24	\$1,395.54	320
• 5530	48	6	9	Starter	5530-12	\$985.04	201	5530-18	\$1,102.51	256	5530-24	\$1,270.46	312
	6	6	12	Adder	A5530-12	\$916.28	186	A5530-18	\$1,026.18	237	A5530-24	\$1,066.44	269
• 5531	16	9	9	Starter	5531-12	\$667.18	153	5531-18	\$756.59	193	5531-24	\$878.22	237
	4	9	12	Adder	A5531-12	\$598.43	139	A5531-18	\$680.27	175	A5531-24	\$789.31	215
	9	12	12										
• 5532	12	12	9	Starter	5532-12	\$603.73	146	5532-18	\$686.03	182	5532-24	\$791.84	220
	3	12	12	Adder	A5532-12	\$534.97	131	A5532-18	\$609.72	164	A5532-24	\$702.93	199
	6	18	12										
• 5533	9	12	12	Starter	5533-12	\$550.55	136	5533-18	\$622.91	168	5533-24	\$717.38	203
	6	18	12	Adder	A5533-12	\$481.79	121	A5533-18	\$546.59	149	A5533-24	\$628.47	181
	1	36	12										
• 5534	6	6	12	Starter	5534-12	\$617.64	144	5534-18	\$696.94	180	5534-24	\$809.07	222
	4	9	12	Adder	A5534-12	\$548.88	129	A5534-18	\$620.61	161	A5534-24	\$720.16	200
	12	12	12										
	2	18	12										
• 5535	12	9	9	Starter	5535-12	\$741.59	165	5535-18	\$848.78	209	5535-24	\$988.87	256
	6	6	9	Adder	A5535-12	\$672.84	150	A5535-18	\$772.47	191	A5535-24	\$899.97	234
	12	6	6										
	6	12	12										
	2	18	12										
• 5536	21	12	12	Starter	5536-12	\$681.99	158	5536-18	\$758.70	192	5536-24	\$864.21	232
				Adder	A5536-12	\$613.24	143	A5536-18	\$682.38	174	A5536-24	\$775.29	210

Color for all Hi-Tech Metal Bin Shelving is #725 Hallowell Gray [HG]


• Denotes stock item

All units above are 36" wide x 87" high.


Hi-Tech Shelving

Heavy-Duty Deep Bin Industrial Shelving


H-Post
 Heavy-Duty Hi-Tech Box Formed Shelves
 Vertical dividers bolt in for added strength and durability
 3/4" Plywood back painted Marine Blue to absorb contact
 Horizontal stabilization beams eliminate sway
 18 gauge side panels
 All Units 36" wide by 87" High




18 Bin Unit



28 Bin Unit



50 Bin Unit



96 Bin Unit

Total No. of Bins	No. of Bins Wide	No. of Bins High	Bin Dimensions			STARTER			ADD-ON		
						Item No.	List Price	Weight	Item No.	List Price	Weight
			W	D	H						
• 18	3	6	12	48	10-1/2	HDB18-48	\$2,066.59	514	AHDB18-48	\$1,630.15	409
• 18	3	6	12	72	10-1/2	HDB18-72	\$2,987.73	752	AHDB18-72	\$2,333.09	593
• 18	3	6	12	96	10-1/2	HDB18-96	\$3,908.89	989	AHDB18-96	\$3,036.03	778
• 28	4	7	9	48	9	HDB28-48	\$2,323.48	571	AHDB28-48	\$1,887.05	465
• 28	4	7	9	72	9	HDB28-72	\$3,373.08	836	AHDB28-72	\$2,718.43	678
• 28	4	7	9	96	9	HDB28-96	\$4,422.67	1,101	AHDB28-96	\$3,549.82	890
• 50	5	10	6	48	6	HDB50-48	\$2,898.72	679	AHDB50-48	\$2,462.30	574
• 50	5	10	6	72	6	HDB50-72	\$4,235.94	999	AHDB50-72	\$3,581.30	840
• 50	5	10	6	96	6	HDB50-96	\$5,573.17	1,318	AHDB50-96	\$4,700.31	1,107
• 96	8	12	4	48	4-1/2	HDB96-48	\$3,891.86	812	AHDB96-48	\$3,455.44	706
• 96	8	12	4	72	4-1/2	HDB96-72	\$5,725.66	1,198	AHDB96-72	\$5,071.02	1,040
• 96	8	12	4	96	4-1/2	HDB96-96	\$7,559.44	1,584	AHDB96-96	\$6,686.59	1,373

• Denotes Stock Units in Marine Blue [MB] Sides with Platinum [PL] Shelves, Dividers and Stabilizer Beams.

High-Capacity Reinforced Bolted Shelving

Shelves adjust in 1" increments
 13 gauge posts, 14 gauge shelves
 5 shelf levels
 Nut and bolt assembly
 Holds up to 2,800 lb. per shelf (based on evenly distributed loads)
 Hallowell Gray powder coat finish

Shelves are reinforced to prevent deflection under heavy loading

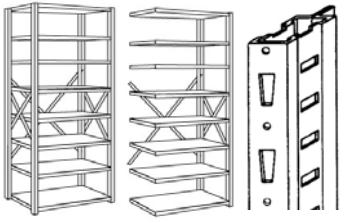
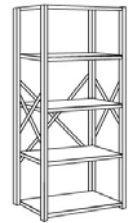
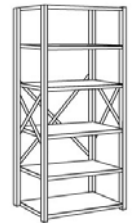



W	D	H	Item No.	List Price	Wgt Each	Capacity
•• 36	18	84	HCS361884-5HG	\$572.83	154	2,800
•• 48	18	84	HCS481884-5HG	\$672.93	181	2,600
•• 48	24	84	HCS482484-5HG	\$840.44	226	2,500
•• 60	24	84	HCS602484-5HG	\$1,007.95	271	2,300
•• 72	24	84	HCS722484-5HG	\$1,175.46	317	2,000



* Shelf Capacity is based on a uniformly distributed load and includes a 1.65 safety factor
 •• Denotes Stock Item

H-Post Open Shelving Units

													
W	D	H	* Capacity Per Shelf	Starter Adder	Catalog Number	List Price	Weight	Catalog Number	List Price	Weight	Catalog Number	List Price	Weight
7'-3" High Heavy-Duty													
• 36	18	87	800	Starter	H5510-1807	\$426.86	115	H5511-1807	\$459.92	126	H5513-1807	\$526.03	146
• 36	18	87	800	Adder	AH5510-1807	\$306.43	86	AH5511-1807	\$339.49	96	AH5513-1807	\$405.60	117
• 36	24	87	800	Starter	H5510-2407	\$458.47	128	H5511-2407	\$497.70	141	H5513-2407	\$576.16	167
• 36	24	87	800	Adder	AH5510-2407	\$337.68	99	AH5511-2407	\$376.91	111	AH5513-2407	\$455.38	137
• 48	18	87	450	Starter	H5710-1807	\$507.54	132	H5711-1807	\$556.02	145	H5713-1807	\$652.99	172
• 48	18	87	450	Adder	AH5710-1807	\$387.11	102	AH5711-1807	\$435.59	116	AH5713-1807	\$532.57	142
• 48	24	87	500	Starter	H5710-2407	\$556.75	148	H5711-2407	\$614.94	164	H5713-2407	\$731.31	198
• 48	24	87	500	Adder	AH5710-2407	\$435.97	118	AH5711-2407	\$494.15	135	AH5713-2407	\$610.52	168
7'-3" High Extra Heavy-Duty													
• 36	18	87	1200	Starter	H7510-1807	\$477.59	132	H7511-1807	\$520.79	146	H7513-1807	\$607.20	174
• 36	18	87	1200	Adder	AH7510-1807	\$357.16	103	AH7511-1807	\$400.37	117	AH7513-1807	\$486.77	144
• 36	24	87	1250	Starter	H7510-2407	\$522.28	150	H7511-2407	\$574.28	167	H7513-2407	\$678.27	201
• 36	24	87	1250	Adder	AH7510-2407	\$401.50	120	AH7511-2407	\$453.49	137	AH7513-2407	\$557.48	171
• 48	18	87	900	Starter	H7710-1807	\$560.37	154	H7711-1807	\$619.43	172	H7713-1807	\$737.54	208
• 48	18	87	900	Adder	AH7710-1807	\$439.95	125	AH7711-1807	\$499.00	143	AH7713-1807	\$617.11	178
• 48	24	87	900	Starter	H7710-2407	\$624.11	176	H7711-2407	\$695.76	198	H7713-2407	\$839.07	242
• 48	24	87	900	Adder	AH7710-2407	\$503.32	146	AH7711-2407	\$574.97	168	AH7713-2407	\$718.29	213
10'-3" High Heavy-Duty													
• 36	18	123	800	Starter	H5510-1810	\$531.36	143	H5511-1810	\$564.42	153	H5513-1810	\$630.53	174
• 36	18	123	800	Adder	AH5510-1810	\$365.08	101	AH5511-1810	\$398.13	112	AH5513-1810	\$464.25	132
• 36	24	123	800	Starter	H5510-2410	\$563.69	156	H5511-2410	\$602.92	169	H5513-2410	\$681.39	194
• 36	24	123	800	Adder	AH5510-2410	\$396.68	114	AH5511-2410	\$435.92	127	AH5513-2410	\$514.38	152
• 48	18	123	450	Starter	H5710-1810	\$613.80	160	H5711-1810	\$662.28	173	H5713-1810	\$759.26	200
• 48	18	123	450	Adder	AH5710-1810	\$447.51	118	AH5711-1810	\$496.00	131	AH5713-1810	\$592.97	158
• 48	24	123	500	Starter	H5710-2410	\$663.73	176	H5711-2410	\$721.92	193	H5713-2410	\$838.29	226
• 48	24	123	500	Adder	AH5710-2410	\$496.73	134	AH5711-2410	\$554.92	151	AH5713-2410	\$671.29	184
10'-3" High Extra Heavy-Duty													
• 36	18	123	1200	Starter	H7510-1810	\$582.09	160	H7511-1810	\$625.30	174	H7513-1810	\$711.70	201
• 36	18	123	1200	Adder	AH7510-1810	\$415.81	118	AH7511-1810	\$459.01	132	AH7513-1810	\$545.42	159
• 36	24	123	1250	Starter	H7510-2410	\$627.50	177	H7511-2410	\$679.50	195	H7513-2410	\$783.49	229
• 36	24	123	1250	Adder	AH7510-2410	\$460.50	136	AH7511-2410	\$512.50	153	AH7513-2410	\$616.49	187
• 48	18	123	900	Starter	H7710-1810	\$666.64	182	H7711-1810	\$725.69	200	H7713-1810	\$843.80	236
• 48	18	123	900	Adder	AH7710-1810	\$500.35	141	AH7711-1810	\$559.41	158	AH7713-1810	\$677.52	194
• 48	24	123	900	Starter	H7710-2410	\$731.09	204	H7711-2410	\$802.74	226	H7713-2410	\$946.06	271
• 48	24	123	900	Adder	AH7710-2410	\$564.08	162	AH7711-2410	\$635.74	184	AH7713-2410	\$779.05	229

* Shelf Capacity is based on a uniformly distributed load and includes a 1.65 safety factor

Color for all H-Post Stock Shelving Units: Marine Blue [MB] Posts and Side Sway Braces with Platinum [PL] Shelves and back sway braces

• Denotes stock item

H-Post Stock Shelving

H-Post Closed Shelving Units

W	D	H	* Capacity Per Shelf	Starter Adder	Catalog Number	List Price	Weight	Catalog Number	List Price	Weight	Catalog Number	List Price	Weight
7'-3" High Heavy-Duty													
• 36	18	87	800	Starter	H5520-1807	\$785.66	192	H5521-1807	\$818.72	202	H5523-1807	\$884.83	223
• 36	18	87	800	Adder	AH5520-1807	\$558.77	143	AH5521-1807	\$591.83	154	AH5523-1807	\$657.94	174
• 36	24	87	800	Starter	H5520-2407	\$866.91	219	H5521-2407	\$906.14	231	H5523-2407	\$984.61	257
• 36	24	87	800	Adder	AH5520-2407	\$614.84	163	AH5521-2407	\$654.07	176	AH5523-2407	\$732.54	201
• 48	18	87	450	Starter	H5720-1807	\$944.78	222	H5721-1807	\$993.26	235	H5723-1807	\$1,090.24	262
• 48	18	87	450	Adder	AH5720-1807	\$717.89	174	AH5721-1807	\$766.38	187	AH5723-1807	\$863.35	214
• 48	24	87	500	Starter	H5720-2407	\$1,043.64	252	H5721-2407	\$1,101.82	269	H5723-2407	\$1,218.19	302
• 48	24	87	500	Adder	AH5720-2407	\$791.57	197	AH5721-2407	\$849.75	214	AH5723-2407	\$966.12	247
7'-3" High Extra Heavy-Duty													
• 36	18	87	1200	Starter	H7520-1807	\$836.39	209	H7521-1807	\$879.60	222	H7523-1807	\$966.00	250
• 36	18	87	1200	Adder	AH7520-1807	\$609.51	160	AH7521-1807	\$652.71	174	AH7523-1807	\$739.11	201
• 36	24	87	1250	Starter	H7520-2407	\$930.72	240	H7521-2407	\$982.72	257	H7523-2407	\$1,086.71	291
• 36	24	87	1250	Adder	AH7520-2407	\$678.66	185	AH7521-2407	\$730.65	202	AH7523-2407	\$834.65	236
• 48	18	87	900	Starter	H7720-1807	\$997.62	245	H7721-1807	\$1,056.67	262	H7723-1807	\$1,174.78	298
• 48	18	87	900	Adder	AH7720-1807	\$770.73	196	AH7721-1807	\$829.78	214	AH7723-1807	\$947.89	250
• 48	24	87	900	Starter	H7720-2407	\$1,110.99	280	H7721-2407	\$1,182.64	303	H7723-2407	\$1,325.96	347
• 48	24	87	900	Adder	AH7720-2407	\$858.92	225	AH7721-2407	\$930.58	247	AH7723-2407	\$1,073.89	292
10'-3" High Heavy-Duty													
• 36	18	123	800	Starter	H5520-1810	\$1,092.11	250	H5521-1810	\$1,125.17	261	H5523-1810	\$1,191.28	281
• 36	18	123	800	Adder	AH5520-1810	\$754.51	183	AH5521-1810	\$787.56	193	AH5523-1810	\$853.67	214
• 36	24	123	800	Starter	H5520-2410	\$1,203.57	285	H5521-2410	\$1,242.80	298	H5523-2410	\$1,321.27	324
• 36	24	123	800	Adder	AH5520-2410	\$825.68	206	AH5521-2410	\$864.91	219	AH5523-2410	\$943.38	245
• 48	18	123	450	Starter	H5720-1810	\$1,277.64	287	H5721-1810	\$1,326.13	300	H5723-1810	\$1,423.10	327
• 48	18	123	450	Adder	AH5720-1810	\$940.04	219	AH5721-1810	\$988.53	232	AH5723-1810	\$1,085.50	259
• 48	24	123	500	Starter	H5720-2410	\$1,406.72	325	H5721-2410	\$1,464.90	342	H5723-2410	\$1,581.27	375
• 48	24	123	500	Adder	AH5720-2410	\$1,028.83	246	AH5721-2410	\$1,087.01	263	AH5723-2410	\$1,203.38	296
10'-3" High Extra Heavy-Duty													
• 36	18	123	1200	Starter	H7520-1810	\$1,142.84	267	H7521-1810	\$1,186.04	281	H7523-1810	\$1,272.45	309
• 36	18	123	1200	Adder	AH7520-1810	\$805.24	200	AH7521-1810	\$848.44	213	AH7523-1810	\$934.84	241
• 36	24	123	1250	Starter	H7520-2410	\$1,267.39	307	H7521-2410	\$1,319.38	324	H7523-2410	\$1,423.38	358
• 36	24	123	1250	Adder	AH7520-2410	\$889.49	228	AH7521-2410	\$941.49	245	AH7523-2410	\$1,045.48	279
• 48	18	123	900	Starter	H7720-1810	\$1,330.48	309	H7721-1810	\$1,389.54	327	H7723-1810	\$1,507.65	363
• 48	18	123	900	Adder	AH7720-1810	\$992.88	241	AH7721-1810	\$1,051.93	259	AH7723-1810	\$1,170.04	295
• 48	24	123	900	Starter	H7720-2410	\$1,474.07	353	H7721-2410	\$1,545.73	375	H7723-2410	\$1,689.04	420
• 48	24	123	900	Adder	AH7720-2410	\$1,096.18	274	AH7721-2410	\$1,167.83	296	AH7723-2410	\$1,311.15	341

* Shelf Capacity is based on a uniformly distributed load and includes a 1.65 safety factor

Color for all H-Post Stock Shelving Units: Marine Blue [MB] Posts and Sides with Platinum [PL] Shelves and backs

• Denotes stock item

Hi-Tech® Shelving Components

	Catalog Number	W	D	H	Stock Color	List Price	Weight
Beaded Front Post							
	5002-3W	11/16"	2-9/16"	3'-3"	----	\$16.75	4.5
	5002-6W	11/16"	2-9/16"	6'-3"	----	\$29.53	8.3
	● 5002-7W	11/16"	2-9/16"	7'-3"	HG	\$33.50	9.5
	5002-8W	11/16"	2-9/16"	8'-3"	----	\$39.67	10.5
	● 5002-10W	11/16"	2-9/16"	10'-3"	HG	\$49.37	14.0
	5002-12W	11/16"	2-9/16"	12'-3"	----	\$60.69	17.0
Notes: Multiple posts can be spliced using 5009 Post Splice without compromising capacity. Minimum order of 100 posts for each non-stock or special size and/or type post. Special size posts up to 16'-3" high are available.							
Angle Back Post							
	5004-3	1-3/16"	2-5/16"	3'-3"	----	\$8.82	2.0
	5004-6	1-3/16"	2-5/16"	6'-3"	----	\$15.42	5.5
	● 5004-7	1-3/16"	2-5/16"	7'-3"	HG	\$17.64	6.2
	5004-8	1-3/16"	2-5/16"	8'-3"	----	\$22.03	7.0
	● 5004-10	1-3/16"	2-5/16"	10'-3"	HG	\$27.31	8.5
	5004-12	1-3/16"	2-5/16"	12'-3"	----	\$32.98	10.0
Notes: Multiple posts can be spliced using 5009 Post Splice without compromising capacity. Minimum order of 100 posts for each non-stock or special size and/or type post. Special size posts up to 16'-3" high are available.							
T-Post, Welded							
	5006-3	2-3/8"	2-5/16"	3'-3"	----	\$17.64	5.4
	5006-6	2-3/8"	2-5/16"	6'-3"	----	\$30.41	11.0
	● 5006-7	2-3/8"	2-5/16"	7'-3"	HG	\$35.25	12.4
	5006-8	2-3/8"	2-5/16"	8'-3"	----	\$44.07	14.0
	● 5006-10	2-3/8"	2-5/16"	10'-3"	HG	\$54.22	17.0
	5006-12	2-3/8"	2-5/16"	12'-3"	----	\$65.54	20.0
Notes: Multiple posts can be spliced using 5009 Post Splice without compromising capacity. Minimum order of 100 posts for each non-stock or special size and/or type post. Special size posts up to 16'-3" high are available.							
Post Splice Channel (Includes Hardware)							
	● 5009	---	---	---	Plated	\$3.97	0.2
Note: For requirements above 10'-3" high, multiple posts can be spliced using 5009 Post Splice without compromising capacity.							
Back Sway Braces (Includes Hardware)							
	● 5342-44	36"	---	---	HG, PL	\$12.79	3.2
	● 5342-55	42"/48"	---	---	HG, PL	\$14.55	3.7
Side Sway Braces (Includes Hardware)							
	● 5344-12	---	12"	---	HG	\$7.48	1.0
	5344-15	---	15"	---	----	\$8.38	1.1
	● 5344-18	---	18"	---	HG	\$8.82	1.4
	● 5344-24	---	24"	---	HG	\$9.70	1.8
	5344-30	---	30"	---	----	\$11.90	2.4
	5344-36	---	36"	---	----	\$12.33	2.5

● Denotes stock item, See Color Column

Hi-Tech Shelving





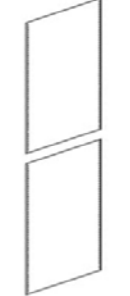
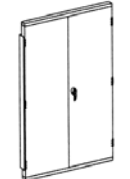

Hi-Tech® Shelving Components

	Catalog Number	W	D	H	* Capacity per Shelf (lbs.)	Stock Color	List Price	Weight	
Medium Duty Shelves (Includes 5133 Shelf Clips)									
	● 5135-3612	36"	12"	---	500	HG	\$24.68	6.5	
	● 5135-3618	36"	18"	---	500	HG	\$29.53	8.6	
	● 5135-3624	36"	24"	---	500	HG	\$35.70	10.7	
	● 5135-4812	48"	12"	---	375	HG	\$30.95	8.9	
	● 5135-4818	48"	18"	---	375	HG	\$39.10	11.5	
	● 5135-4824	48"	24"	---	350	HG	\$47.25	14.1	
Heavy Duty Shelves (Includes 5133 Shelf Clips)									
	● 5138-3612	36"	12"	---	800	HG	\$26.88	7.8	
	5138-3615	36"	15"	---	800	---	\$31.73	9.1	
	● 5138-3618	36"	18"	---	800	HG, PL	\$33.06	10.3	
	● 5138-3624	36"	24"	---	800	HG, PL	\$39.23	12.8	
	● 5138-3630	36"	30"	---	500	PL	\$46.71	15.3	
	5138-3636	36"	36"	---	500	---	\$53.34	17.8	
	Note: Non-Stock shelf sizes are available from production with a 4-6 week lead-time. Minimum order for non-stock sizes is 200-shelves per size/type ordered. Orders for more than 500-shelves may require extended lead-time....consult factory for current lead-times for larger orders.	5138-4212	42"	12"	---	600	---	\$30.41	9.0
		5138-4215	42"	15"	---	600	---	\$33.50	10.4
		5138-4218	42"	18"	---	600	---	\$36.58	11.9
		5138-4224	42"	24"	---	600	---	\$44.52	14.7
		5138-4230	42"	30"	---	625	---	\$54.65	16.5
		5138-4232	42"	32"	---	575	---	\$58.19	18.5
		5138-4236	42"	36"	---	475	---	\$59.05	20.4
		● 5138-4812	48"	12"	---	400	HG	\$34.82	10.2
5138-4815		48"	15"	---	425	---	\$41.43	11.8	
● 5138-4818		48"	18"	---	450	HG, PL	\$48.49	13.4	
● 5138-4824	48"	24"	---	500	HG, PL	\$58.19	16.6		
● 5138-4830	48"	30"	---	500	PL	\$63.04	19.9		
5138-4836	48"	36"	---	500	---	\$66.55	23.1		
Extra Heavy Duty Shelves (Includes 5133 Shelf Clips)									
	● 5139-3612	36"	12"	---	1100	HG	\$35.70	10.4	
	5139-3615	36"	15"	---	1100	---	\$41.43	12.1	
	● 5139-3618	36"	18"	---	1200	HG, PL	\$43.20	13.7	
	● 5139-3624	36"	24"	---	1250	HG, PL	\$52.00	17.1	
	5139-3630	36"	30"	---	900	---	\$63.04	20.4	
	5139-3636	36"	36"	---	900	---	\$74.92	23.7	
	Note: Non-Stock shelf sizes are available from production with a 4-6 week lead-time. Minimum order for non-stock sizes is 200-shelves per size/type ordered. Orders for more than 500-shelves may require extended lead-time....consult factory for current lead-times for larger orders.	5139-4212	42"	12"	---	1100	---	\$40.98	12.0
		5139-4215	42"	15"	---	1100	---	\$48.04	13.9
		5139-4218	42"	18"	---	1050	---	\$52.44	15.8
		5139-4224	42"	24"	---	900	---	\$62.13	19.6
		5139-4230	42"	30"	---	1000	---	\$74.92	23.4
		5139-4232	42"	32"	---	900	---	\$79.33	24.7
		5139-4236	42"	36"	---	900	---	\$85.93	27.2
● 5139-4812		48"	12"	---	750	HG	\$45.83	13.6	
5139-4815		48"	15"	---	750	---	\$53.34	15.7	
● 5139-4818		48"	18"	---	900	HG, PL	\$59.05	17.9	
● 5139-4824	48"	24"	---	900	HG, PL	\$71.66	22.2		
5139-4830	48"	30"	---	750	---	\$84.18	26.5		
5139-4836	48"	36"	---	750	---	\$96.51	30.8		
Shelf Clip									
	● 5133	---	---	---	---	Plated	\$0.43	0.1	
Note: 4 included per shelf. Order for replacement only									

● Denotes stock item, See Color Column

Shelf Capacity is based on a uniformly distributed load and includes a 1.65 safety factor

Hi-Tech® Shelving Components

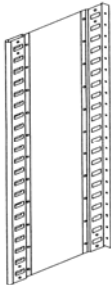
	Catalog Number	W	D	H	Stock Color	List Price	Weight
Back Panels 24 Gauge (Includes Hardware)							
 <p>Note: 6'-3" and 7'-3" Back Panels will be furnished in two full-width pieces.</p>	● 5110-3603	36"	---	3'-3"	HG	\$38.79	9.4
	● 5110-3606	36"	---	6'-3"	HG	\$65.23	17.9
	● 5110-3607	36"	---	7'-3"	HG	\$79.33	20.9
	5110-4203	42"	---	3'-3"	---	\$42.74	10.7
	5110-4206	42"	---	6'-3"	---	\$87.25	18.3
	5110-4207	42"	---	7'-3"	---	\$101.80	21.4
	● 5110-4803	48"	---	3'-3"	HG	\$52.00	12.3
	● 5110-4806	48"	---	6'-3"	HG	\$102.37	24.2
	● 5110-4807	48"	---	7'-3"	HG	\$119.44	28.2
	Minimum order of 50 per size required for non-stock requirements						
Back Panels 18 Gauge (Includes Hardware)							
 <p>Note: 6'-3" and 7'-3" Back Panels will be furnished in two full-width pieces.</p>	● 5110-3603-18	36"	---	3'-3"	PL	\$77.57	18.8
	● 5110-3607-18	36"	---	7'-3"	PL	\$158.67	41.8
	● 5110-4803-18	48"	---	3'-3"	PL	\$104.00	24.6
	● 5110-4807-18	48"	---	7'-3"	PL	\$238.87	56.4
Minimum order of 50 per size required for non-stock requirements							
Back Panel Clips							
	● 5120	---	---	---	Plated	\$0.61	0.1
Base Strips (Includes Hardware)							
	● 5233-36	36"	---	---	HG	\$7.94	1.7
	5233-42	42"	---	---	---	\$9.34	1.9
	● 5233-48	48"	---	---	HG	\$9.70	2.0
Minimum order of 25 per size required for non-stock requirements							
Side Panels (Includes Hardware)							
 <p>Note: 6'-3" and 7'-3" Side Panels will be furnished in two full-width pieces.</p>	● 5093-1203	---	12"	3'-3"	HG	\$25.18	2.5
	● 5093-1206	---	12"	6'-3"	HG	\$30.22	4.5
	● 5093-1207	---	12"	7'-3"	HG	\$35.25	5.2
	5093-1507	---	15"	7'-3"	---	\$39.03	7.0
	● 5093-1803	---	18"	3'-3"	HG	\$32.75	4.0
	● 5093-1806	---	18"	6'-3"	HG	\$37.78	7.6
	● 5093-1807	---	18"	7'-3"	HG	\$42.82	8.8
	● 5093-2403	---	24"	3'-3"	HG	\$40.30	6.0
	● 5093-2406	---	24"	6'-3"	HG	\$45.34	10.6
	● 5093-2407	---	24"	7'-3"	HG	\$55.41	12.4
	5093-3007	---	30"	7'-3"	---	\$57.93	13.1
	5093-3607	---	36"	7'-3"	---	\$65.48	19.6
Minimum order of 50 per size required for non-stock requirements NOTE: H-Post units require 5091 side panels, see page 21							
Swinging Doors w/ locks							
	5300-3636	36"	---	36"	---	\$269.07	26.0
	5300-3648	36"	---	48"	---	\$321.76	35.0
	● 5300-3684	36"	---	84"	HG	\$396.65	66.0
	5300-4836	48"	---	36"	---	\$453.62	35.0
	● 5300-4884	48"	---	84"	HG	\$572.08	78.0
	Minimum order of 5 per size required for non-stock requirements						
Universal Clip to Mount Doors							
	● 5315	---	---	---	Plated	\$1.76	0.1

● Denotes stock item, See Color Column

Hi-Tech® Shelving Components

	Catalog Number	W	D	H		Stock Color	List Price	Weight
--	----------------	---	---	---	--	-------------	------------	--------

Welded End Panels

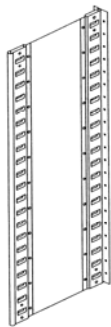


5092-1203W	---	12"	3'-3"	---	---	\$47.15	8.9
5092-1206W	---	12"	6'-3"	---	---	\$77.56	19.1
5092-1207W	---	12"	7'-3"	---	---	\$83.30	20.0
5092-1208W	---	12"	8'-3"	---	---	\$103.12	21.5
5092-1210W	---	12"	10'-3"	---	---	\$134.87	29.4
5092-1507W	---	15"	7'-3"	---	---	\$88.15	20.5
5092-1803W	---	18"	3'-3"	---	---	\$56.41	11.3
5092-1806W	---	18"	6'-3"	---	---	\$85.93	20.0
● 5092-1807W	---	18"	7'-3"	---	HG	\$92.98	25.0
5092-1808W	---	18"	8'-3"	---	---	\$116.78	29.7
5092-1810W	---	18"	10'-3"	---	---	\$152.04	36.5
5092-2403W	---	24"	3'-3"	---	---	\$65.23	13.6
5092-2406W	---	24"	6'-3"	---	---	\$100.92	22.8
● 5092-2407W	---	24"	7'-3"	---	HG	\$107.09	29.5
5092-2408W	---	24"	8'-3"	---	---	\$135.30	30.5
5092-2410W	---	24"	10'-3"	---	---	\$168.80	36.5
5092-3007W	---	30"	7'-3"	---	---	\$140.15	37.0
5092-3607W	---	36"	7'-3"	---	---	\$149.40	42.0

Minimum order of 100 per size required for non-stock requirements

Welded End Panels are available from production with a 100 minimum order quantity per size....allow 4-6 weeks lead-time.
Orders for more than 500 End and / or T-Panels may require additional lead-time.

Welded T-Panels



5094-1203W	---	12"	3'-3"	---	---	\$54.65	11.8
5094-1206W	---	12"	6'-3"	---	---	\$95.20	24.5
5094-1207W	---	12"	7'-3"	---	---	\$100.92	27.5
5094-1208W	---	12"	8'-3"	---	---	\$124.29	30.5
5094-1210W	---	12"	10'-3"	---	---	\$151.16	38.5
5094-1507W	---	15"	7'-3"	---	---	\$105.33	30.8
5094-1803W	---	18"	3'-3"	---	---	\$62.58	14.3
5094-1806W	---	18"	6'-3"	---	---	\$100.92	27.1
● 5094-1807W	---	18"	7'-3"	---	HG	\$110.53	32.0
5094-1808W	---	18"	8'-3"	---	---	\$143.68	37.5
5094-1810W	---	18"	10'-3"	---	---	\$170.12	44.0
5094-2403W	---	24"	3'-3"	---	---	\$71.83	16.1
5094-2406W	---	24"	6'-3"	---	---	\$116.78	31.1
● 5094-2407W	---	24"	7'-3"	---	HG	\$125.60	36.1
5094-2408W	---	24"	8'-3"	---	---	\$156.45	41.2
5094-2410W	---	24"	10'-3"	---	---	\$189.07	51.2
5094-3007W	---	30"	7'-3"	---	---	\$152.93	39.7
5094-3607W	---	36"	7'-3"	---	---	\$162.61	43.4

Minimum order of 100 per size required for non-stock requirements

Welded T-Panels are available from production with a 100 minimum order quantity per size....allow 4-6 weeks lead-time.
Orders for more than 500 End and / or T-Panels may require additional lead-time.

Label Holders (Includes Hardware)



5370-3601	36"	---	1"	---	---	\$2.78	0.4
5370-4201	42"	---	1"	---	---	\$2.94	0.4
5370-4801	48"	---	1"	---	---	\$3.27	0.5

Minimum order of 200 per size required for non-stock requirements

Standard Color for all Hi-Tech Shelving is #725 Hallowell Gray [HG]





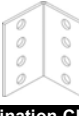



● Denotes stock item, See Color Column

Hi-Tech® Shelving Components

	Catalog Number	W	D	H	Stock Color	List Price	Weight
Bin Fronts (Includes Hardware)							
	5220-3601	36"	---	1"	---	\$11.90	1.6
	5220-3603	36"	---	3"	---	\$12.79	2.4
	5220-4203	42"	---	3"	---	\$14.98	2.8
	5220-4803	48"	---	3"	---	\$16.30	3.2
Minimum order of 100 per size required for non-stock requirements, Includes Nylon Buttons #5260							
Partial Dividers (Includes Hardware)							
	5250-1202	---	12"	2"	---	\$4.85	0.4
	5250-1204	---	12"	4"	---	\$5.28	0.7
	5250-1802	---	18"	2"	---	\$5.73	0.6
	5250-1804	---	18"	4"	---	\$6.16	1.1
Minimum order of 100 per size required for non-stock requirements, Includes Nylon Buttons #5260							
Full Dividers (Includes Hardware)							
	● 5240-1206	---	12"	6"	HG	\$6.61	0.6
	● 5240-1209	---	12"	9"	HG	\$7.48	0.8
	● 5240-1212	---	12"	12"	HG	\$8.38	1.0
	● 5240-1806	---	18"	6"	HG	\$7.94	0.9
	● 5240-1809	---	18"	9"	HG	\$8.38	1.3
	● 5240-1812	---	18"	12"	HG	\$9.25	1.5
	● 5240-2406	---	24"	6"	HG, PL	\$9.70	1.2
	● 5240-2407.5	---	24"	7.5"	PL	\$10.13	1.6
	● 5240-2409	---	24"	9"	HG	\$10.13	1.8
	● 5240-2410.5	---	24"	10.5"	PL	\$11.47	2.1
● 5240-2412	---	24"	12"	HG, PL	\$11.46	2.4	
Minimum order of 100 per size required for non-stock requirements, Includes Nylon Buttons #5260							
Nylon Buttons							
	5260	---	---	---	---	\$34.10	3.00
Sold in packs of 100, Used to attach shelf dividers to shelves, Order as replacement only							
H-Posts							
	● 5003-7	1-1/2"	2-15/16"	7'-3"	MB	\$44.42	13.4
	5003-8	1-1/2"	2-15/16"	8'-3"	---	\$49.19	15.2
	● 5003-10	1-1/2"	2-15/16"	10'-3"	MB	\$60.83	18.7
	5003-12	1-1/2"	2-15/16"	12'-3"	---	\$71.31	22.6
Minimum order of 100 per size required for non-stock requirements Notes: Multiple posts can be spliced using 5010 H-Post Splice without compromising capacity. Special size posts up to 16'-3" high are available on special request. Minimum order of 100 for each size and/or type.							
H-Post Splices (Includes Hardware)							
	● 5010	---	---	---	Plated	\$10.77	1.0
Minimum order of 100 per size required for non-stock requirements Note: For H-Post requirements above 10'-3" high, multiple H-Posts can be spliced using 5010 H-Post Splice without compromising capacity.							
H-Post Side Sway Braces (Includes Hardware)							
	5341-12	---	12"	---	---	\$9.01	1.4
	5341-15	---	15"	---	---	\$12.89	1.5
	● 5341-18	---	18"	---	MB	\$13.04	1.6
	● 5341-24	---	24"	---	MB	\$13.40	1.7
	5341-30	---	30"	---	---	\$13.74	1.9
	5341-36	---	36"	---	---	\$14.45	2.1
Minimum order of 50 per size required for non-stock requirements							

● Denotes stock item, See Color Column

Hi-Tech Shelving

Hi-Tech® Shelving Components								
	Catalog Number	W	D	H		Stock Color	List Price	Weight
Cross Aisle Supports For Beaded Posts								
	CAS-36	40"	1-7/8"	4"		----	\$31.29	6.7
	CAS-48	52"	1-7/8"	4"		----	\$40.84	8.7
Includes Hardware								
Cross Aisle Supports For H-Posts								
	5910-36	35 7/8"	1-7/8"	4"		----	\$48.50	7.0
	5910-48	47 7/8"	1-7/8"	4"		----	\$58.05	9.0
Includes (2) 5914 Brackets and Hardware								
Cross Aisle Support Brackets (for use with 5910 cross-aisle supports)								
	5914	3 1/2"	---	3"		----	\$10.19	0.5
Included as Standard when ordering 5910 Cross Aisle Supports Order (2) per Cross Aisle Supports for Replacement Purposes Only								
Down Aisle Supports For Beaded Posts and H-Posts								
	5905-36	35 3/4"	1-7/8"	4"		----	\$48.50	7.0
	5905-48	47 3/4"	1-7/8"	4"		----	\$58.05	9.0
Includes (2) 5912 Brackets and Hardware								
Down Aisle Support Brackets (for use with 5905 down-aisle supports)								
	5912	1 7/8"	1-7/8"	3"		----	\$10.19	0.5
Included as standard when ordering 5905 Down Aisle Supports Order (2) per Down Aisle Supports for Replacement Purposes Only								
Combination Clip								
	● 5027	---	---	---		Plated	\$1.50	0.1
Used to attach back sway braces to open H-Post units								
Side Panels 24 Gauge for H-Post (Includes Hardware)								
	5091-1207	---	12"	7'-3"		----	\$35.25	5.2
	5091-1507	---	15"	7'-3"		----	\$39.04	7.0
	5091-1803	---	18"	3'-3"		----	\$32.75	4.0
	5091-1806	---	18"	6'-3"		----	\$37.79	7.6
	5091-1807	---	18"	7'-3"		----	\$42.81	8.8
	5091-2403	---	24"	3'-3"		----	\$40.30	6.0
	5091-2406	---	24"	6'-3"		----	\$45.34	10.6
	5091-2407	---	24"	7'-3"		----	\$55.41	12.4
	5091-3007	---	30"	7'-3"		----	\$57.93	13.1
	5091-3607	---	36"	7'-3"		----	\$65.48	19.6
Note: 6'-3" and 7'-3" Side Panels will be furnished in two full-width pieces.								
Minimum order of 50 per size required for non-stock requirements								
Side Panels 18 Gauge for H-Post (Includes Hardware)								
	● 5091-1803-18	---	18"	3'-3"		MB	\$65.49	8.0
	● 5091-1807-18	---	18"	7'-3"		MB	\$85.63	17.6
	● 5091-2403-18	---	24"	3'-3"		MB	\$80.60	12.0
	● 5091-2407-18	---	24"	7'-3"		MB	\$110.81	24.8
Note: 7'-3" Side Panels will be furnished in two full-width pieces. Minimum order of 50 per size required for non-stock requirements								

● Denotes stock item, See Color Column

Hi-Tech® Shelving Components

	Catalog Number	W	D	H		Stock Color	List Price	Weight
Connection Strips - Row Ends								
	● 5114-39	2"	----	38-5/8"		PL	\$16.12	1.4
	● 5114-42	2"	----	41-5/8"		PL	\$17.27	1.5
	● 5114-45	2"	----	44-5/5"		PL	\$18.62	1.6
	5114-51	2"	----	50-5/8"		----	\$21.28	1.7
	5114-63	2"	----	62-5/8"		----	\$26.60	2.1
	5114-75	2"	----	74-5/8"		----	\$31.93	2.5
Order Combination to equal post height Used for connecting back panels to H-Post at intermediate conditions								
Connection Strips - Intermediate								
	● 5115-39	3"	----	38-5/8"		PL	\$19.92	1.9
	● 5115-42	3"	----	41-5/8"		PL	\$21.42	2.1
	● 5115-45	3"	----	44-5/5"		PL	\$22.91	2.3
	5115-51	3"	----	50-5/8"		----	\$25.93	2.5
	5115-63	3"	----	62-5/8"		----	\$32.41	3.1
	5115-75	3"	----	74-5/8"		----	\$38.89	3.7
Order Combination to equal post height Used for connecting back panels to H-Post at Row End conditions								
Stabilizer Beam								
	● 5036	35-13/16"	3/4"	2-3/4"		PL	\$18.15	3.3
	● 5048	47-13/16"	3/4"	2-3/4"		PL	\$24.15	4.4
H-Post Foot Plate - Medium/Light Duty								
	● 5025	3-1/2"	2-1/4"	1/8"		Plated	\$9.28	0.6
Foot Plates for Beaded, Angle, and T-Posts (Includes Hardware)								
	● 5050	3-1/2"	2-1/4"	1/8"		Plated	\$8.38	0.6
Note: Use 5026 for Shim Plate								
Shim Plates - Medium/Light Duty								
	● 5026	3-1/2"	2-1/4"	1/16"		Plated	\$1.80	0.1
For use with 5025 and 5050 Foot Plates								
Foot Plates for Beaded, Angle, and T-Posts (Includes Hardware) - Extra Heavy Duty								
	5032	5-1/2"	2-3/8"	3/16"		Plated	\$18.83	1.6
Note: Use 5033 for Shim Plate								
Shim Plates for Beaded, Angle, and T-Posts - Extra Heavy Duty								
	5033	5-1/2"	2-3/8"	1/16"		Plated	\$2.39	0.3
For use with 5032 Foot Plate								
H-Post Foot Plate - Heavy Duty								
	● 5015	4"	3-1/2"	3/8"		Plated	\$19.97	1.8
H-Post Shim Plate								
	● 5016	4"	3-1/2"	1/16"		Plated	\$2.61	0.3
For use with 5015 Foot Plates								

● Denotes stock item, See Color Column

Bulk Rack

Bulk Rack Units Without Decking



				87" High			123" High			
W	D	* Capacity	Starter Adder	Catalog Number	List Price	Weight	Catalog Number	List Price	Weight	
•	48	24	3,800	Starter	HBR482487-3S	\$476.34	121	HBR4824123-3S	\$566.11	144
•	48	24	3,800	Adder	HBR482487-3A	\$350.78	89	HBR4824123-3A	\$395.67	101
•	48	36	3,800	Starter	HBR483687-3S	\$505.51	129	HBR4836123-3S	\$598.52	152
•	48	36	3,800	Adder	HBR483687-3A	\$372.17	95	HBR4836123-3A	\$418.68	107
•	48	48	3,800	Starter	HBR484887-3S	\$547.64	139	HBR4848123-3S	\$630.93	161
•	48	48	3,800	Adder	HBR484887-3A	\$400.05	102	HBR4848123-3A	\$441.69	112
•	60	24	3,500	Starter	HBR602487-3S	\$514.05	131	HBR6024123-3S	\$603.82	154
•	60	24	3,500	Adder	HBR602487-3A	\$388.50	99	HBR6024123-3A	\$433.38	110
•	60	36	3,500	Starter	HBR603687-3S	\$543.22	138	HBR6036123-3S	\$636.23	162
•	60	36	3,500	Adder	HBR603687-3A	\$409.89	104	HBR6036123-3A	\$456.39	116
•	60	48	3,500	Starter	HBR604887-3S	\$585.36	149	HBR6048123-3S	\$668.64	170
•	60	48	3,500	Adder	HBR604887-3A	\$437.76	111	HBR6048123-3A	\$479.40	122
•	72	24	3,500	Starter	HBR722487-3S	\$576.64	147	HBR7224123-3S	\$666.40	170
•	72	24	3,500	Adder	HBR722487-3A	\$451.08	115	HBR7224123-3A	\$495.96	126
•	72	36	3,500	Starter	HBR723687-3S	\$619.42	158	HBR7236123-3S	\$712.43	181
•	72	36	3,500	Adder	HBR723687-3A	\$486.08	124	HBR7236123-3A	\$532.59	136
•	72	48	3,500	Starter	HBR724887-3S	\$675.16	172	HBR7248123-3S	\$758.45	193
•	72	48	3,500	Adder	HBR724887-3A	\$527.57	134	HBR7248123-3A	\$569.21	145
•	96	24	3,000	Starter	HBR962487-3S	\$652.06	166	HBR9624123-3S	\$741.83	189
•	96	24	3,000	Adder	HBR962487-3A	\$526.51	134	HBR9624123-3A	\$571.39	145
•	96	36	3,000	Starter	HBR963687-3S	\$694.85	177	HBR9636123-3S	\$787.86	201
•	96	36	3,000	Adder	HBR963687-3A	\$561.51	143	HBR9636123-3A	\$608.02	155
•	96	48	3,000	Starter	HBR964887-3S	\$750.59	191	HBR9648123-3S	\$833.88	212
•	96	48	3,000	Adder	HBR964887-3A	\$603.00	154	HBR9648123-3A	\$644.64	164
Extra Levels										
•	48	24	3,800	Level	HBRL4824	\$75.08	19			
•	48	36	3,800	Level	HBRL4836	\$79.61	20			
•	48	48	3,800	Level	HBRL4848	\$84.15	21			
•	60	24	3,500	Level	HBRL6024	\$87.65	22			
•	60	36	3,500	Level	HBRL6036	\$92.18	24			
•	60	48	3,500	Level	HBRL6048	\$96.72	25			
•	72	24	3,500	Level	HBRL7224	\$108.51	28			
•	72	36	3,500	Level	HBRL7236	\$117.58	30			
•	72	48	3,500	Level	HBRL7248	\$126.66	32			
•	96	24	3,000	Level	HBRL9624	\$133.65	34			
•	96	36	3,000	Level	HBRL9636	\$142.73	36			
•	96	48	3,000	Level	HBRL9648	\$151.80	39			

Color for all Bulk Rack is #707 Marine Blue (MB) Uprights & 711 Platinum (PL) Beams
 • Denotes stock item
 • Capacity is beam pair capacity and is based on a uniformly distributed load. Includes a 1.65 safety factor.
 See Decking page for decking capacities.

Bulk Rack Units With Particleboard Decking



				87" High			123" High		
W	D	* Capacity	Starter Adder	Catalog Number	List Price	Weight	Catalog Number	List Price	Weight
• 48	24	3,800	Starter	HBR482487-3S-P	\$569.20	182	HBR4824123-3S-P	\$658.97	205
• 48	24	3,800	Adder	HBR482487-3A-P	\$443.65	150	HBR4824123-3A-P	\$488.53	162
• 48	36	3,800	Starter	HBR483687-3S-P	\$644.84	217	HBR4836123-3S-P	\$737.85	241
• 48	36	3,800	Adder	HBR483687-3A-P	\$511.50	183	HBR4836123-3A-P	\$558.01	195
• 48	48	3,800	Starter	HBR484887-3S-P	\$733.43	258	HBR4848123-3S-P	\$816.72	280
• 48	48	3,800	Adder	HBR484887-3A-P	\$585.84	221	HBR4848123-3A-P	\$627.48	231
• 60	24	3,500	Starter	HBR602487-3S-P	\$623.36	204	HBR6024123-3S-P	\$713.13	227
• 60	24	3,500	Adder	HBR602487-3A-P	\$497.80	172	HBR6024123-3A-P	\$542.69	183
• 60	36	3,500	Starter	HBR603687-3S-P	\$707.18	248	HBR6036123-3S-P	\$800.19	271
• 60	36	3,500	Adder	HBR603687-3A-P	\$573.85	214	HBR6036123-3A-P	\$620.35	226
• 60	48	3,500	Starter	HBR604887-3S-P	\$804.00	295	HBR6048123-3S-P	\$887.28	316
• 60	48	3,500	Adder	HBR604887-3A-P	\$656.40	257	HBR6048123-3A-P	\$698.04	268
• 72	24	3,500	Starter	HBR722487-3S-P	\$702.35	232	HBR7224123-3S-P	\$792.12	255
• 72	24	3,500	Adder	HBR722487-3A-P	\$576.79	200	HBR7224123-3A-P	\$621.68	211
• 72	36	3,500	Starter	HBR723687-3S-P	\$808.01	285	HBR7236123-3S-P	\$901.01	309
• 72	36	3,500	Adder	HBR723687-3A-P	\$674.67	251	HBR7236123-3A-P	\$721.17	263
• 72	48	3,500	Starter	HBR724887-3S-P	\$926.59	345	HBR7248123-3S-P	\$1,009.88	366
• 72	48	3,500	Adder	HBR724887-3A-P	\$779.00	307	HBR7248123-3A-P	\$820.64	318
• 96	24	3,000	Starter	HBR962487-3S-P	\$837.85	285	HBR9624123-3S-P	\$927.62	308
• 96	24	3,000	Adder	HBR962487-3A-P	\$712.30	253	HBR9624123-3A-P	\$757.18	264
• 96	36	3,000	Starter	HBR963687-3S-P	\$973.50	354	HBR9636123-3S-P	\$1,066.51	377
• 96	36	3,000	Adder	HBR963687-3A-P	\$840.17	320	HBR9636123-3A-P	\$886.67	332
• 96	48	3,000	Starter	HBR964887-3S-P	\$1,122.17	429	HBR9648123-3S-P	\$1,205.46	450
• 96	48	3,000	Adder	HBR964887-3A-P	\$974.58	391	HBR9648123-3A-P	\$1,016.22	402
Extra Levels									
• 48	24	3,800	Level	HBRL4824P	\$106.03	39			
• 48	36	3,800	Level	HBRL4836P	\$126.06	50			
• 48	48	3,800	Level	HBRL4848P	\$146.08	61			
• 60	24	3,500	Level	HBRL6024P	\$124.08	47			
• 60	36	3,500	Level	HBRL6036P	\$146.84	60			
• 60	48	3,500	Level	HBRL6048P	\$169.60	73			
• 72	24	3,500	Level	HBRL7224P	\$150.41	56			
• 72	36	3,500	Level	HBRL7236P	\$180.44	72			
• 72	48	3,500	Level	HBRL7248P	\$210.47	90			
• 96	24	3,000	Level	HBRL9624P	\$195.58	74			
• 96	36	3,000	Level	HBRL9636P	\$235.61	95			
• 96	48	3,000	Level	HBRL9648P	\$275.66	118			

Color for all Bulk Rack is #707 Marine Blue (MB) Uprights & 711 Platinum (PL) Beams

- Denotes stock item
- Capacity is beam pair capacity and is based on a uniformly distributed load. Includes a 1.65 safety factor. See Decking page for decking capacities.

Bulk Rack Units With Waterfall Wire Decking



				87" High			123" High			
W	D	* Capacity	Starter Adder	Catalog Number	List Price	Weight	Catalog Number	List Price	Weight	
•	48	24	3,800	Starter	HBR482487-3S-WW	\$732.20	181	HBR4824123-3S-WW	\$821.97	204
•	48	24	3,800	Adder	HBR482487-3A-WW	\$606.65	149	HBR4824123-3A-WW	\$651.53	161
•	48	36	3,800	Starter	HBR483687-3S-WW	\$872.59	219	HBR4836123-3S-WW	\$965.60	243
•	48	36	3,800	Adder	HBR483687-3A-WW	\$739.25	185	HBR4836123-3A-WW	\$785.76	197
•	48	48	3,800	Starter	HBR484887-3S-WW	\$1,015.14	262	HBR4848123-3S-WW	\$1,098.43	284
•	48	48	3,800	Adder	HBR484887-3A-WW	\$867.55	225	HBR4848123-3A-WW	\$909.19	235
•	60	24	3,500	Starter	HBR602487-3S-WW	\$835.77	210	HBR6024123-3S-WW	\$925.54	232
•	60	24	3,500	Adder	HBR602487-3A-WW	\$710.22	178	HBR6024123-3A-WW	\$755.10	189
•	60	36	3,500	Starter	HBR603687-3S-WW	\$970.32	257	HBR6036123-3S-WW	\$1,063.33	281
•	60	36	3,500	Adder	HBR603687-3A-WW	\$836.99	223	HBR6036123-3A-WW	\$883.49	235
•	60	48	3,500	Starter	HBR604887-3S-WW	\$1,119.05	310	HBR6048123-3S-WW	\$1,202.34	332
•	60	48	3,500	Adder	HBR604887-3A-WW	\$971.45	273	HBR6048123-3A-WW	\$1,013.10	283
•	72	24	3,500	Starter	HBR722487-3S-WW	\$1,068.96	239	HBR7224123-3S-WW	\$1,158.73	262
•	72	24	3,500	Adder	HBR722487-3A-WW	\$943.40	207	HBR7224123-3A-WW	\$988.29	219
•	72	36	3,500	Starter	HBR723687-3S-WW	\$1,295.37	299	HBR7236123-3S-WW	\$1,388.37	323
•	72	36	3,500	Adder	HBR723687-3A-WW	\$1,162.03	265	HBR7236123-3A-WW	\$1,208.53	277
•	72	48	3,500	Starter	HBR724887-3S-WW	\$1,518.86	359	HBR7248123-3S-WW	\$1,602.15	380
•	72	48	3,500	Adder	HBR724887-3A-WW	\$1,371.26	322	HBR7248123-3A-WW	\$1,412.91	332
•	96	24	3,000	Starter	HBR962487-3S-WW	\$1,163.79	286	HBR9624123-3S-WW	\$1,253.56	309
•	96	24	3,000	Adder	HBR962487-3A-WW	\$1,038.24	254	HBR9624123-3A-WW	\$1,083.12	265
•	96	36	3,000	Starter	HBR963687-3S-WW	\$1,429.01	358	HBR9636123-3S-WW	\$1,522.02	382
•	96	36	3,000	Adder	HBR963687-3A-WW	\$1,295.67	324	HBR9636123-3A-WW	\$1,342.18	336
•	96	48	3,000	Starter	HBR964887-3S-WW	\$1,685.60	437	HBR9648123-3S-WW	\$1,768.88	458
•	96	48	3,000	Adder	HBR964887-3A-WW	\$1,538.00	400	HBR9648123-3A-WW	\$1,579.64	410
Extra Levels										
•	48	24	3,800	Level	HBRL4824WW	\$160.36	39			
•	48	36	3,800	Level	HBRL4836WW	\$201.97	51			
•	48	48	3,800	Level	HBRL4848WW	\$239.98	62			
•	60	24	3,500	Level	HBRL6024WW	\$194.89	49			
•	60	36	3,500	Level	HBRL6036WW	\$234.55	63			
•	60	48	3,500	Level	HBRL6048WW	\$274.62	78			
•	72	24	3,500	Level	HBRL7224WW	\$272.62	58			
•	72	36	3,500	Level	HBRL7236WW	\$342.90	77			
•	72	48	3,500	Level	HBRL7248WW	\$407.89	95			
•	96	24	3,000	Level	HBRL9624WW	\$304.23	74			
•	96	36	3,000	Level	HBRL9636WW	\$387.45	97			
•	96	48	3,000	Level	HBRL9648WW	\$463.47	121			

Color for all Bulk Rack is #707 Marine Blue (MB) Uprights & 711 Platinum (PL) Beams
 • Denotes stock item
 • Capacity is beam pair capacity and is based on a uniformly distributed load. Includes a 1.65 safety factor.
 See Decking page for decking capacities.

Bulk Rack Units With Steel Shelf Decking



				87" High			123" High			
W	D	* Capacity	Starter Adder	Catalog Number	List Price	Weight	Catalog Number	List Price	Weight	
•	48	24	3,800	Starter	HBR482487-3S-S	\$650.91	171	HBR4824123-3S-S	\$740.68	194
•	48	24	3,800	Adder	HBR482487-3A-S	\$525.35	139	HBR4824123-3A-S	\$570.24	151
•	48	36	3,800	Starter	HBR483687-3S-S	\$740.89	206	HBR4836123-3S-S	\$833.90	229
•	48	36	3,800	Adder	HBR483687-3A-S	\$607.55	172	HBR4836123-3A-S	\$654.06	183
•	48	48	3,800	Starter	HBR484887-3S-S	\$896.78	239	HBR4848123-3S-S	\$980.07	260
•	48	48	3,800	Adder	HBR484887-3A-S	\$749.19	201	HBR4848123-3A-S	\$790.83	212
•	60	24	3,500	Starter	HBR602487-3S-S	\$740.43	196	HBR6024123-3S-S	\$830.20	219
•	60	24	3,500	Adder	HBR602487-3A-S	\$614.88	164	HBR6024123-3A-S	\$659.76	176
•	60	36	3,500	Starter	HBR603687-3S-S	\$823.48	230	HBR6036123-3S-S	\$916.49	254
•	60	36	3,500	Adder	HBR603687-3A-S	\$690.15	196	HBR6036123-3A-S	\$736.65	208
•	60	48	3,500	Starter	HBR604887-3S-S	\$963.60	268	HBR6048123-3S-S	\$1,046.88	290
•	60	48	3,500	Adder	HBR604887-3A-S	\$816.00	231	HBR6048123-3A-S	\$857.64	241
•	72	24	3,500	Starter	HBR722487-3S-S	\$812.02	224	HBR7224123-3S-S	\$901.78	246
•	72	24	3,500	Adder	HBR722487-3A-S	\$686.46	192	HBR7224123-3A-S	\$731.34	203
•	72	36	3,500	Starter	HBR723687-3S-S	\$972.49	273	HBR7236123-3S-S	\$1,065.50	297
•	72	36	3,500	Adder	HBR723687-3A-S	\$839.15	239	HBR7236123-3A-S	\$885.66	251
•	72	48	3,500	Starter	HBR724887-3S-S	\$1,198.87	321	HBR7248123-3S-S	\$1,282.16	343
•	72	48	3,500	Adder	HBR724887-3A-S	\$1,051.28	284	HBR7248123-3A-S	\$1,092.92	294
•	96	24	3,000	Starter	HBR962487-3S-S	\$1,001.20	266	HBR9624123-3S-S	\$1,090.97	288
•	96	24	3,000	Adder	HBR962487-3A-S	\$875.65	234	HBR9624123-3A-S	\$920.53	245
•	96	36	3,000	Starter	HBR963687-3S-S	\$1,165.61	331	HBR9636123-3S-S	\$1,258.62	354
•	96	36	3,000	Adder	HBR963687-3A-S	\$1,032.27	297	HBR9636123-3A-S	\$1,078.78	308
•	96	48	3,000	Starter	HBR964887-3S-S	\$1,448.87	390	HBR9648123-3S-S	\$1,532.16	412
•	96	48	3,000	Adder	HBR964887-3A-S	\$1,301.28	353	HBR9648123-3A-S	\$1,342.92	363
Extra Levels										
•	48	24	3,800	Level	HBRL4824S	\$133.27	36			
•	48	36	3,800	Level	HBRL4836S	\$158.07	46			
•	48	48	3,800	Level	HBRL4848S	\$200.53	55			
•	60	24	3,500	Level	HBRL6024S	\$163.11	44			
•	60	36	3,500	Level	HBRL6036S	\$185.60	54			
•	60	48	3,500	Level	HBRL6048S	\$222.80	64			
•	72	24	3,500	Level	HBRL7224S	\$186.97	53			
•	72	36	3,500	Level	HBRL7236S	\$235.27	68			
•	72	48	3,500	Level	HBRL7248S	\$301.23	82			
•	96	24	3,000	Level	HBRL9624S	\$250.03	67			
•	96	36	3,000	Level	HBRL9636S	\$299.65	88			
•	96	48	3,000	Level	HBRL9648S	\$384.56	105			

Color for all Bulk Rack is #707 Marine Blue (MB) Uprights & 711 Platinum (PL) Beams

- Denotes stock item
- Capacity is beam pair capacity and is based on a uniformly distributed load. Includes a 1.65 safety factor. See Decking page for decking capacities.

Bulk Rack

Bulk Rack Components

	Catalog Number	W	D	H	Stock Color	List Price	Weight
Bulk Rack Welded Uprights							
	● 5031-2407	----	24"	87"	MB	\$125.56	32.0
	5031-3007	----	30"	87"	----	\$129.45	33.0
	● 5031-3607	----	36"	87"	MB	\$133.34	33.9
	5031-4207	----	42"	87"	----	\$142.90	36.4
	● 5031-4807	----	48"	87"	MB	\$147.60	37.6
	5031-2408	----	24"	99"	----	\$139.70	35.6
	5031-3008	----	30"	99"	----	\$143.59	36.6
	5031-3608	----	36"	99"	----	\$147.48	37.5
	5031-4208	----	42"	99"	----	\$157.04	40.0
	5031-4808	----	48"	99"	----	\$161.74	41.2
	● 5031-2410	----	24"	123"	MB	\$170.44	43.4
	5031-3010	----	30"	123"	----	\$175.14	44.6
	● 5031-3610	----	36"	123"	MB	\$179.84	45.8
	5031-4210	----	42"	123"	----	\$184.54	47.0
	● 5031-4810	----	48"	123"	MB	\$189.24	48.2
	5031-2412	----	24"	147"	----	\$208.86	53.2
	5031-3012	----	30"	147"	----	\$215.51	54.9
	5031-3612	----	36"	147"	----	\$222.15	56.5
5031-4212	----	42"	147"	----	\$228.80	58.2	
5031-4812	----	48"	147"	----	\$235.44	59.9	
Notes: Minimum order of 50 uprights for each non-stock or special size. Bracing varies based on height and depth of upright.							

Bulk Rack Beams							
	● 5029-48	48"	----	3-1/2"	PL	\$33.00	8.4
	● 5029-60	60"	----	3-1/2"	PL	\$39.29	10.0
	● 5029-72	72"	----	3-1/2"	PL	\$45.18	11.5
	5029-84	84"	----	3-1/2"	----	\$51.46	13.1
	● 5029-96	96"	----	3-1/2"	PL	\$57.75	14.7
	Note: Minimum order of 100 beams for each non-stock or special size.						

Bulk Rack Front to Back Supports							
	● 5030-24	1"	24"	1"	PL	\$9.08	2.3
	5030-30	1"	30"	1"	----	\$11.34	2.9
	● 5030-36	1"	36"	1"	PL	\$13.61	3.5
	5030-42	1"	42"	1"	----	\$15.88	4.0
	● 5030-48	1"	48"	1"	PL	\$18.15	4.6
	Note: Minimum order of 100 for each non-stock or special size.						

● Denotes stock item. See color column for stock color.

Bulk Rack Components

Catalog Number	W	D	H	* Capacity	List Price	Weight
Particle Board Decking						
● HPB4824	48"	24"	5/8"	530	\$21.89	18.0
HPB4830	48"	30"	5/8"	440	\$27.37	22.0
● HPB4836	48"	36"	5/8"	400	\$32.84	26.0
HPB4842	48"	42"	5/8"	300	\$36.50	31.0
● HPB4848	48"	48"	5/8"	275	\$43.79	35.0
● HPB6024	60"	24"	5/8"	615	\$27.37	22.0
HPB6030	60"	30"	5/8"	520	\$34.20	28.0
● HPB6036	60"	36"	5/8"	380	\$41.04	33.0
HPB6042	60"	42"	5/8"	305	\$45.61	39.0
● HPB6048	60"	48"	5/8"	230	\$54.73	44.0
● HPB7224	72"	24"	5/8"	770	\$32.84	26.0
HPB7230	72"	30"	5/8"	680	\$41.04	33.0
● HPB7236	72"	36"	5/8"	655	\$49.26	39.0
HPB7242	72"	42"	5/8"	670	\$54.72	47.0
● HPB7248	72"	48"	5/8"	685	\$65.67	53.0
● HPB9624	96"	24"	5/8"	1200	\$43.79	35.0
HPB9630	96"	30"	5/8"	1180	\$54.73	44.0
● HPB9636	96"	36"	5/8"	1150	\$65.67	52.0
HPB9642	96"	42"	5/8"	1110	\$87.56	62.0
● HPB9648	96"	48"	5/8"	960	\$87.56	70.0
Waterfall Wire Decking						
● HWDW3024	30"	24"	---	605	\$73.85	13.1
HWDW3030	30"	30"	---	455	\$80.39	16.4
● HWDW3036	30"	36"	---	455	\$101.40	19.8
HWDW3042	30"	42"	---	300	\$119.70	23.4
● HWDW3048	30"	48"	---	300	\$126.56	26.9
● HWDW3624	36"	24"	---	605	\$82.05	15.4
HWDW3630	36"	30"	---	455	\$89.32	18.8
● HWDW3636	36"	36"	---	455	\$112.66	23.6
HWDW3642	36"	42"	---	300	\$133.00	27.4
● HWDW3648	36"	48"	---	300	\$140.62	31.2
● HWDW4824	48"	24"	---	605	\$85.29	20.0
HWDW4830	48"	30"	---	455	\$105.50	25.0
● HWDW4836	48"	36"	---	455	\$122.36	30.2
HWDW4842	48"	42"	---	300	\$147.00	35.6
● HWDW4848	48"	48"	---	300	\$155.83	41.0
Note: Use 2 pieces 36" wide per level for 72" wide & 2 pieces 48" wide per level for 96". 60" wide deck will be supplied as two pieces.						
Steel Shelf Decking						
● HSSD4824	48"	24"	---	605	\$58.19	16.6
● HSSD4830	48"	30"	---	455	\$63.04	19.9
● HSSD4836	48"	36"	---	455	\$78.46	25.6
● HSSD4842	48"	42"	---	305	\$89.04	29.4
● HSSD4848	48"	48"	---	305	\$116.38	33.2
● HSSD6024	60"	24"	---	1210	\$75.46	21.8
● HSSD6030	60"	30"	---	910	\$90.42	28.2
● HSSD6036	60"	36"	---	910	\$93.42	30.6
● HSSD6042	60"	42"	---	610	\$109.30	33.0
● HSSD6048	60"	48"	---	610	\$126.08	39.8
● HSSD7224	72"	24"	---	1210	\$78.46	25.6
● HSSD7230	72"	30"	---	910	\$93.42	30.6
● HSSD7236	72"	36"	---	910	\$117.69	38.4
● HSSD7242	72"	42"	---	610	\$133.56	44.1
● HSSD7248	72"	48"	---	610	\$174.57	49.8
● HSSD9624	96"	24"	---	1210	\$116.38	33.2
● HSSD9630	96"	30"	---	910	\$126.08	39.8
● HSSD9636	96"	36"	---	910	\$156.92	51.2
● HSSD9642	96"	42"	---	610	\$178.08	58.8
● HSSD9648	96"	48"	---	610	\$232.76	66.4

Particle Board Decking

Type 1-M-2, 5/8" industrial grade is in stock in our Distribution Centers for immediate shipment. Order using the part numbers listed.

Wire Decking with Waterfall Front/Back

2.5" x 4.0" mesh, 6 gauge welded wire with waterfall at front and back and 1.0" tall, 16 gauge U-channels front to back. Industrial grade and in stock for immediate shipment. Order using the part numbers listed. Color: Gray.

Steel Shelf Decking

Hallowell Hi-Tech Heavy-Duty shelves create a strong clean surface. Color: Platinum

Visit www.Hallowell-List.com for shelf placement layout.

● Denotes stock item

* Capacity is based on a uniformly distributed load and includes a 1.65 safety factor

Reel Rack

Reel Rack Units



87" high unit with 3 axles



123" high unit with 4 axles

				Starter Unit			Adder Unit		
W	D	H	Includes	Catalog Number	List Price	Weight	Catalog Number	List Price	Weight
• 36	36	87	(3) 2-3/8" O.D. Axles, 3 Pairs Axle Bracket	HRR363699-3S	\$677.65	128	HRR363699-3A	\$500.68	83
• 48	36	87	(3) 2-3/8" O.D. Axles, 3 Pairs Axle Bracket	HRR483699-3S	\$783.17	141	HRR483699-3A	\$606.20	96
• 36	36	123	(4) 2-3/8" O.D. Axles, 4 Pairs Axle Bracket	HRR3636123-4S	\$836.09	155	HRR3636123-4A	\$620.28	100
• 48	36	123	(4) 2-3/8" O.D. Axles, 4 Pairs Axle Bracket	HRR4836123-4S	\$968.53	169	HRR4836123-4A	\$752.73	114
Extra Levels									
2 support brackets and axle				HRR-LVL36	\$55.44	9			
2 support brackets and axle				HRR-LVL48	\$63.14	11			

Color for all Reel Rack is #707 Marine Blue (MB) Uprights & 711 Platinum (PL) Beams

- Denotes stock item

This page intentionally left blank



Rivetwell Shelving

Rivetwell™ Single-Rivet Units -- 7'-0" High

36" Wide Units								
Levels	Depth	Shelf Capacity	Starter Units			Adder Units		
			Catalog No.	List Price	Wt	Catalog No.	List Price	Wt
5-Shelf Units	12	350	• SRS361284-5S	\$147.73	43	• SRS361284-5A	\$123.79	39
	18	350	• SRS361884-5S	\$153.68	45	• SRS361884-5A	\$126.77	40
	24	350	• SRS362484-5S	\$157.50	47	• SRS362484-5A	\$128.68	41
	30	350	• SRS363084-5S	\$178.61	54	• SRS363084-5A	\$139.23	44
	36	350	• SRS363684-5S	\$188.24	57	• SRS363684-5A	\$144.04	46
6-Shelf Units	12	350	• SRS361284-6S	\$157.87	46	• SRS361284-6A	\$133.94	42
	18	350	• SRS361884-6S	\$163.83	48	• SRS361884-6A	\$136.91	43
	24	350	• SRS362484-6S	\$167.65	50	• SRS362484-6A	\$138.82	44
	30	350	• SRS363084-6S	\$197.62	60	• SRS363084-6A	\$153.81	49
	36	350	• SRS363684-6S	\$208.53	64	• SRS363684-6A	\$159.26	51
7-Shelf Units	12	350	• SRS361284-7S	\$168.02	49	• SRS361284-7A	\$144.08	45
	18	350	• SRS361884-7S	\$173.97	51	• SRS361884-7A	\$147.06	46
	24	350	• SRS362484-7S	\$177.79	53	• SRS362484-7A	\$148.97	47
	30	350	• SRS363084-7S	\$216.62	66	• SRS363084-7A	\$168.38	53
	36	350	• SRS363684-7S	\$228.82	70	• SRS363684-7A	\$174.48	55
8-Shelf Units	12	350	• SRS361284-8S	\$178.17	52	• SRS361284-8A	\$154.23	48
	18	350	• SRS361884-8S	\$184.12	55	• SRS361884-8A	\$157.20	49
	24	350	• SRS362484-8S	\$187.94	57	• SRS362484-8A	\$159.11	50
	30	350	• SRS363084-8S	\$235.62	72	• SRS363084-8A	\$182.95	58
	36	350	• SRS363684-8S	\$249.12	76	• SRS363684-8A	\$189.70	60

See Pages
40-41
for decking
options

48" Wide Units								
Levels	Depth	Shelf Capacity	Starter Units			Adder Units		
			Catalog No.	List Price	Wt	Catalog No.	List Price	Wt
5-Shelf Units	12	250	• SRS481284-5S	\$163.28	49	• SRS481284-5A	\$139.34	45
	18	250	• SRS481884-5S	\$169.24	51	• SRS481884-5A	\$142.32	46
	24	250	• SRS482484-5S	\$173.06	53	• SRS482484-5A	\$144.23	47
	30	250	• SRS483084-5S	\$194.17	60	• SRS483084-5A	\$154.79	51
	36	250	• SRS483684-5S	\$203.79	63	• SRS483684-5A	\$159.60	52
6-Shelf Units	12	250	• SRS481284-6S	\$175.24	53	• SRS481284-6A	\$151.30	49
	18	250	• SRS481884-6S	\$181.19	55	• SRS481884-6A	\$154.28	50
	24	250	• SRS482484-6S	\$185.01	57	• SRS482484-6A	\$156.19	51
	30	250	• SRS483084-6S	\$214.98	67	• SRS483084-6A	\$171.17	57
	36	250	• SRS483684-6S	\$225.90	71	• SRS483684-6A	\$176.63	58
7-Shelf Units	12	250	• SRS481284-7S	\$187.20	57	• SRS481284-7A	\$163.26	53
	18	250	• SRS481884-7S	\$193.15	60	• SRS481884-7A	\$166.23	54
	24	250	• SRS482484-7S	\$196.97	62	• SRS482484-7A	\$168.14	55
	30	250	• SRS483084-7S	\$235.79	74	• SRS483084-7A	\$187.56	62
	36	250	• SRS483684-7S	\$248.00	78	• SRS483684-7A	\$193.66	64
8-Shelf Units	12	250	• SRS481284-8S	\$199.15	62	• SRS481284-8A	\$175.21	57
	18	250	• SRS481884-8S	\$205.11	64	• SRS481884-8A	\$178.19	59
	24	250	• SRS482484-8S	\$208.93	66	• SRS482484-8A	\$180.10	60
	30	250	• SRS483084-8S	\$256.61	81	• SRS483084-8A	\$203.94	67
	36	250	• SRS483684-8S	\$270.10	86	• SRS483684-8A	\$210.69	69

See Pages
40-41
for decking
options

Be sure to order one (1) each of your choice of decking (if required)
EZ-Deck Steel Decking and FeatherDeck cannot be used with single rivet units

Starter units consist of four standard angle posts, four left-to-right standard double rivet angle beams, four front-to-back standard double rivet angle beams, two left-to-right standard single rivet beams per intermediate level and two front-to-back standard single rivet beams at one intermediate level only (30" and 36" deep units include two front-to-back single rivet beams at each intermediate level).

Adder units consist of two standard T-Posts, four left-to-right standard double rivet angle beams, two front-to-back standard double rivet angle beams, two left-to-right standard single rivet beams per intermediate level and one front-to-back standard single rivet beams at one intermediate level only (30" and 36" deep units include one front-to-back single rivet beam at each intermediate level).

- Denotes stock item in 729 Parchment [PT]

Rivetwell™ Double-Rivet Units Without Center Supports -- 7'-0" High with 4-Levels

Unit Width	Depth	Shelf Capacity	Starter Units			Adder Units		
			Catalog No.	List Price	Wt	Catalog No.	List Price	Wt
Heavy-Duty Angle Beam								
48"	18	750	●● DRH481884-4S	\$191.76	60	●● DRH481884-4A	\$179.23	58
	24	750	●● DRH482484-4S	\$197.62	63	●● DRH482484-4A	\$185.09	61
	30	750	●● DRH483084-4S	\$201.88	66	●● DRH483084-4A	\$189.36	64
	36	750	●● DRH483684-4S	\$213.39	68	●● DRH483684-4A	\$200.87	66
	48	750	●● DRH484884-4S	\$233.64	80	●● DRH484884-4A	\$221.11	78
Heavy-Duty Angle Beam								
60"	18	600	●● DRH601884-4S	\$207.74	67	●● DRH601884-4A	\$195.21	65
	24	600	●● DRH602484-4S	\$213.59	70	●● DRH602484-4A	\$201.06	68
	30	600	●● DRH603084-4S	\$217.86	73	●● DRH603084-4A	\$205.33	71
	36	600	●● DRH603684-4S	\$229.37	76	●● DRH603684-4A	\$216.84	74
	48	600	●● DRH604884-4S	\$249.61	88	●● DRH604884-4A	\$237.08	86
Heavy-Duty Angle Beam								
72"	18	500	●● DRH721884-4S	\$227.29	75	●● DRH721884-4A	\$214.76	73
	24	500	●● DRH722484-4S	\$233.14	78	●● DRH722484-4A	\$220.61	76
	30	500	●● DRH723084-4S	\$237.41	81	●● DRH723084-4A	\$224.88	79
	36	500	●● DRH723684-4S	\$248.92	84	●● DRH723684-4A	\$236.39	82
	48	500	●● DRH724884-4S	\$269.16	96	●● DRH724884-4A	\$256.63	94

See Pages
40-41
for
decking
options

Rivetwell™ Double-Rivet Units With Center Supports -- 7'-0" High with 4-Levels

Unit Width	Depth	Shelf Capacity	Starter Units			Adder Units		
			Catalog No.	List Price	Wt	Catalog No.	List Price	Wt
Heavy-Duty Angle Beam								
48"	18	1400	●● DRHC481884-4S	\$217.76	65	●● DRHC481884-4A	\$205.23	63
	24	1400	●● DRHC482484-4S	\$228.03	70	●● DRHC482484-4A	\$215.50	68
	30	1310	●● DRHC483084-4S	\$235.52	75	●● DRHC483084-4A	\$222.99	73
	36	1220	●● DRHC483684-4S	\$249.91	79	●● DRHC483684-4A	\$237.38	77
	48	1125	●● DRHC484884-4S	\$281.42	94	●● DRHC484884-4A	\$268.89	92
Heavy-Duty Angle Beam								
60"	18	1200	●● DRHC601884-4S	\$233.74	72	●● DRHC601884-4A	\$221.21	70
	24	1200	●● DRHC602484-4S	\$244.01	77	●● DRHC602484-4A	\$231.48	75
	30	1200	●● DRHC603084-4S	\$251.50	82	●● DRHC603084-4A	\$238.97	80
	36	1200	●● DRHC603684-4S	\$265.89	86	●● DRHC603684-4A	\$253.36	84
	48	1200	●● DRHC604884-4S	\$297.39	102	●● DRHC604884-4A	\$284.86	100
Channel Beam								
60"	18	2000	● DRCC601884-4S	\$260.30	80	● DRCC601884-4A	\$247.78	78
	24	2000	● DRCC602484-4S	\$270.57	85	● DRCC602484-4A	\$258.05	83
	30	2000	● DRCC603084-4S	\$278.07	90	● DRCC603084-4A	\$265.54	88
	36	2000	● DRCC603684-4S	\$292.45	94	● DRCC603684-4A	\$279.93	92
	48	2000	● DRCC604884-4S	\$323.96	109	● DRCC604884-4A	\$311.43	107
Heavy-Duty Angle Beam								
72"	18	1000	●● DRHC721884-4S	\$253.28	80	●● DRHC721884-4A	\$240.76	78
	24	1000	●● DRHC722484-4S	\$263.55	85	●● DRHC722484-4A	\$251.03	83
	30	1000	●● DRHC723084-4S	\$271.05	90	●● DRHC723084-4A	\$258.52	88
	36	1000	●● DRHC723684-4S	\$285.43	94	●● DRHC723684-4A	\$272.91	92
	48	1000	●● DRHC724884-4S	\$316.94	110	●● DRHC724884-4A	\$304.41	108
Channel Beam								
72"	18	1850	● DRCC721884-4S	\$280.45	89	● DRCC721884-4A	\$267.92	87
	24	1850	● DRCC722484-4S	\$290.72	94	● DRCC722484-4A	\$278.19	92
	30	1850	● DRCC723084-4S	\$298.21	99	● DRCC723084-4A	\$285.68	97
	36	1850	● DRCC723684-4S	\$312.60	103	● DRCC723684-4A	\$300.07	101
	48	1850	● DRCC724884-4S	\$344.10	119	● DRCC724884-4A	\$331.58	117
Heavy-Duty Angle Beam								
96"	18	620	●● DRHC961884-4S	\$290.89	95	●● DRHC961884-4A	\$278.36	93
	24	620	●● DRHC962484-4S	\$301.16	100	●● DRHC962484-4A	\$288.63	98
	30	620	●● DRHC963084-4S	\$308.65	104	●● DRHC963084-4A	\$296.13	102
	36	620	●● DRHC963684-4S	\$323.04	109	●● DRHC963684-4A	\$310.51	107
	48	620	●● DRHC964884-4S	\$354.55	124	●● DRHC964884-4A	\$342.02	122
Channel Beam								
96"	18	1400	● DRCC961884-4S	\$330.56	107	● DRCC961884-4A	\$318.03	105
	24	1400	● DRCC962484-4S	\$340.83	112	● DRCC962484-4A	\$328.30	110
	30	1400	● DRCC963084-4S	\$348.32	117	● DRCC963084-4A	\$335.79	115
	36	1400	● DRCC963684-4S	\$362.71	121	● DRCC963684-4A	\$350.18	119
	48	1400	● DRCC964884-4S	\$394.21	137	● DRCC964884-4A	\$381.69	135

See Pages
40-41
for
decking
options

EZ-Deck Steel Decking and FeatherDeck must be center supported

Starter units consist of four standard angle posts, *two left-to-right standard double rivet angle/channel beams per level and two front-to-back standard double rivet angle beams per level. Channel beam units are provided with left to right double rivet angle beams at bottom level.

Adder units consist of two standard T-Posts, *two left-to-right standard double rivet angle/channel beams per level and two front-to-back standard double rivet angle beams per level. Channel beam units are provided with left to right double rivet angle beams at bottom level.

- Denotes stock item in 729 Parchment [PT]
- Denotes stock item in 729 Parchment [PT] and 708 Midnight Ebony [ME]

Rivetwell Shelving

Rivetwell™ Double-Rivet Units Without Center Supports -- 10'-0" High with 5-Levels									
Unit Width	Depth	Shelf Capacity	Starter Units			Adder Units			
			Catalog No.	List Price	Wt	Catalog No.	List Price	Wt	
Heavy-Duty Angle Beam									
72"	30	500	• DRH7230120-5S	\$306.97	105	• DRH7230120-5A	\$286.90	102	See Pages 40-41 for decking options
	36	500	• DRH7236120-5S	\$321.36	108	• DRH7236120-5A	\$301.29	105	
	48	500	• DRH7248120-5S	\$346.66	123	• DRH7248120-5A	\$326.59	120	

Rivetwell™ Double-Rivet Units With Center Supports -- 10'-0" High with 5-Levels										
Unit Width	Depth	Shelf Capacity	Starter Units			Adder Units				
			Catalog No.	List Price	Wt	Catalog No.	List Price	Wt		
Heavy-Duty Angle Beam										
72"	30	1000	• DRHC7230120-5S	\$349.02	116	• DRHC7230120-5A	\$328.95	113	See Pages 40-41 for decking options	
	36	1000	• DRHC7236120-5S	\$367.00	121	• DRHC7236120-5A	\$346.93	119		
	48	1000	• DRHC7248120-5S	\$406.38	140	• DRHC7248120-5A	\$386.31	138		
Channel Beam										
72"	30	1490	• DRCC7230120-5S	\$385.23	128	• DRCC7230120-5A	\$365.17	125		
	36	1490	• DRCC7236120-5S	\$403.22	133	• DRCC7236120-5A	\$383.15	131		
	48	1490	• DRCC7248120-5S	\$442.60	152	• DRCC7248120-5A	\$422.53	150		
Heavy-Duty Angle Beam										
96"	30	620	• DRHC9630120-5S	\$396.03	134	• DRHC9630120-5A	\$375.96	131		
	36	620	• DRHC9636120-5S	\$414.01	139	• DRHC9636120-5A	\$393.94	137		
	48	620	• DRHC9648120-5S	\$453.39	158	• DRHC9648120-5A	\$433.32	156		
Channel Beam										
96"	30	1400	• DRCC9630120-5S	\$448.92	150	• DRCC9630120-5A	\$428.85	148		
	36	1400	• DRCC9636120-5S	\$466.90	156	• DRCC9636120-5A	\$446.83	153		
	48	1400	• DRCC9648120-5S	\$506.28	175	• DRCC9648120-5A	\$486.21	172		

EZ-Deck Steel Decking and FeatherDeck must be center supported

Starter units consist of four standard angle posts, *two left-to-right standard double rivet angle/channel beams per level and two front-to-back standard double rivet angle beams per level. Channel beam units are provided with left to right double rivet angle beams at bottom level.

Adder units consist of two standard T-Posts, *two left-to-right standard double rivet angle/channel beams per level and two front-to-back standard double rivet angle beams per level. Channel beam units are provided with left to right double rivet angle beams at bottom level.

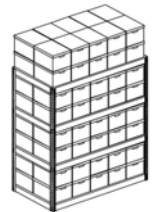
- Denotes stock item in 729 Parchment [PT]



Rivetwell™ Record Storage Units

Unit Size Width	Depth	Height	Levels	No of Boxes	Starter Units			Adder Units		
					Catalog No.	List Price	Weight	Catalog No.	List Price	Weight
42"	15"	60"	3	18	• RS421560-3S	\$128.33	36	• RS421560-3A	\$120.96	35
	30"	60"	3	36	• RS423060-3S	\$139.19	42	• RS423060-3A	\$131.83	41
69"	15"	60"	3	30	• RS691560-3S	\$178.27	56	• RS691560-3A	\$170.90	54
	30"	60"	3	60	• RS693060-3S	\$195.90	65	• RS693060-3A	\$188.54	63
42"	15"	84"	4	24	• RS421584-4S	\$174.40	49	• RS421584-4A	\$161.87	47
	30"	84"	4	48	• RS423084-4S	\$188.88	57	• RS423084-4A	\$176.36	55
69"	15"	84"	4	40	• RS691584-4S	\$240.98	76	• RS691584-4A	\$228.45	74
	30"	84"	4	80	• RS693084-4S	\$264.50	88	• RS693084-4A	\$251.97	86
42"	15"	108"	5	30	• RS4215108-5S	\$219.92	62	• RS4215108-5A	\$200.72	60
	30"	108"	5	60	• RS4230108-5S	\$238.03	72	• RS4230108-5A	\$218.83	70
69"	15"	108"	5	50	• RS6915108-5S	\$303.15	95	• RS6915108-5A	\$283.95	93
	30"	108"	5	100	• RS6930108-5S	\$332.54	110	• RS6930108-5A	\$313.34	108

Be sure to order one (1) each of your choice of decking (if required)
EZ-Deck Steel Decking and FeatherDeck must be center supported



Hallowell Record Storage Boxes are 12" wide x 15" deep x 10" high and are constructed of 200# test white corrugated. Includes double thickness bottoms and reinforced carry handles. Must be ordered in lots of 20.	Hallowell Record Storage Boxes			
	Catalog No.	List Price	Weight	Qty. Per Ctn
	• HRSB20	\$191.27	32.0	20

High-Capacity Boltless Shelving

- Shelves adjust in 1-1/2" increments
- 14 gauge posts, 14 gauge shelves
- 5 shelf levels
- Easy assembly
- Levels are center supported for increased capacity
- Holds up to 2,300 lb. per shelf (based on evenly distributed loads)
- Black powder coat finish



			84" Height			96" Height		
			Item No.	List Price	Wgt Each	Item No.	List Price	Wgt Each
W	D	Capacity						
36	18	2,300	++ HCR361884-5ME	\$605.00	158	++ HCR361896-5ME	\$616.44	164
48	18	2,200	++ HCR481884-5ME	\$754.89	199	++ HCR481896-5ME	\$766.33	206
48	24	2,000	++ HCR482484-5ME	\$890.26	236	++ HCR482496-5ME	\$901.70	243
60	24	2,000	++ HCR602484-5ME	\$1,067.52	284	++ HCR602496-5ME	\$1,078.96	290
72	24	1,900	++ HCR722484-5ME	\$1,247.22	332	++ HCR722496-5ME	\$1,258.66	338
72	36	1,900	++ HCR723684-5ME	\$1,644.38	435	++ HCR723696-5ME	\$1,655.82	441
96	24	1,900	++ HCR962484-5ME	\$1,608.66	426	++ HCR962496-5ME	\$1,620.10	433
96	36	1,900	++ HCR963684-5ME	\$2,130.43	560	++ HCR963696-5ME	\$2,141.87	566

* Shelf Capacity is based on a uniformly distributed load and includes a 1.65 safety factor

- Denotes Stock Item in 729 Parchment
- ++ Denotes stock item in 708 Midnight Ebony

Rivetwell Shelving

Rivetwell™ Automotive Storage Units

Tire Storage Rack

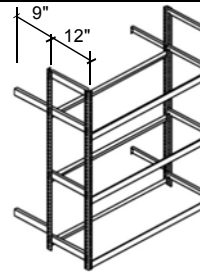
Unit Size Width	Depth	Height	Levels	* Tire Capacity	Starter Units			Adder Units		
					Catalog No.	List Price	Weight	Catalog No.	List Price	Weight
Single Row Units										
60"	21"	84"	3	24	● TSS602184-3S	\$196.52	57	● TSS602184-3A	\$154.77	33
	21"	120"	4	32	● TSS6021120-4S	\$256.68	76	● TSS6021120-4A	\$202.86	68
	21"	144"	5	40	● TSS6021144-5S	\$330.39	93	● TSS6021144-5A	\$271.32	92
	21"	192"	6	48	TSS6021192-6S	\$424.78	124	TSS6021192-6A	\$370.51	115
Double Row Units										
60"	21"	84"	3	48	● TSD602184-3S	\$378.26	114	● TSD602184-3A	\$302.15	66
	21"	120"	4	64	● TSD6021120-4S	\$498.58	152	● TSD6021120-4A	\$398.33	136
	21"	144"	5	80	● TSD6021144-5S	\$645.99	185	● TSD6021144-5A	\$535.24	184
	21"	192"	6	96	TSD6021192-6S	\$834.77	248	TSD6021192-6A	\$733.63	230

* Tire capacity is based on average passenger tire

Note:

144" high units are supplied with two standard 6' posts spliced to achieve 12' height.

192" high units are supplied with two heavy-duty 8' posts spliced to achieve 16' height.



Tire Storage Rack
(Starter unit Shown)

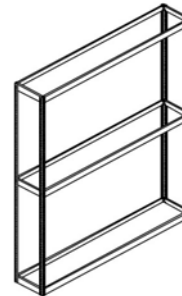
Muffler Storage Units

Unit Size Width	Depth	Height	Levels	Starter Units			Adder Units		
				Catalog No.	List Price	Weight	Catalog No.	List Price	Weight
48"	36"	84"	5	● MS483684-5S	\$251.35	81	● MS483684-5A	\$238.82	61
96"	36"	84"	5	● MS963684-5S	\$434.06	118	● MS963684-5A	\$421.53	98

Be sure to order one (1) each of Particle Board Decking or EZ-Deck Steel Decking per level (if required).
EZ-Deck Steel Decking must be center supported

Hanging Tailpipe Rack

Unit Size Width	Depth	Height	Starter Units		
			Catalog No.	List Price	Weight
48"	18"	120"	● HTP4818120	\$191.36	59
96"	18"	120"	● HTP9618120	\$252.66	83



Hanging Tailpipe Rack

● Denotes stock item in 729 Parchment [PT]

Rivetwell™ Components

	Catalog Number	Size	Gauge	Stock Color	List Price	Weight	
Angle Post, Standard (Punched on 1-1/2" centers)							
	APS03	1-1/2" x 1-1/2" x 36"	14 ga.	----	\$6.50	2.1	
	APS04	1-1/2" x 1-1/2" x 48"	14 ga.	----	\$8.68	2.8	
	• APS05	1-1/2" x 1-1/2" x 60"	14 ga.	PT	\$10.93	3.4	
	• APS06	1-1/2" x 1-1/2" x 72"	14 ga.	PT	\$13.22	4.1	
	• APS07	1-1/2" x 1-1/2" x 84"	14 ga.	PT	\$15.39	4.8	
	• APS08	1-1/2" x 1-1/2" x 96"	14 ga.	PT	\$17.45	5.5	
	• APS09	1-1/2" x 1-1/2" x 108"	14 ga.	PT	\$19.72	6.1	
	• APS10	1-1/2" x 1-1/2" x 120"	14 ga.	PT	\$21.79	6.8	
	APS12	1-1/2" x 1-1/2" x 144"	14 ga.	----	\$26.66	8.2	
	APS14	1-1/2" x 1-1/2" x 168"	14 ga.	----	\$31.54	9.6	
	APS16	1-1/2" x 1-1/2" x 192"	14 ga.	----	\$34.52	11.0	
	Minimum order of 100 posts for each non-stock or special size and/or type post. Special size posts up to 16'-0" high are available. For requirements above 10'-0" high, multiple posts can be spliced using PS05 Post Splice without compromising capacity.						
	Angle Post, Heavy (Punched on 1-1/2" centers)						
	APH06	1-7/8" x 1-7/8" x 72"	14 ga.	----	\$17.85	5.1	
	APH07	1-7/8" x 1-7/8" x 84"	14 ga.	----	\$19.28	5.9	
	APH08	1-7/8" x 1-7/8" x 96"	14 ga.	----	\$20.70	6.7	
	APH09	1-7/8" x 1-7/8" x 108"	14 ga.	----	\$23.79	7.5	
	APH10	1-7/8" x 1-7/8" x 120"	14 ga.	----	\$26.41	8.3	
	APH12	1-7/8" x 1-7/8" x 144"	14 ga.	----	\$31.49	10.1	
	APH14	1-7/8" x 1-7/8" x 168"	14 ga.	----	\$36.57	11.6	
	APH16	1-7/8" x 1-7/8" x 192"	14 ga.	----	\$41.73	13.3	
Minimum order of 100 posts for each non-stock or special size and/or type post. Special size posts up to 16'-0" high are available. For requirements above 10'-0" high, multiple posts can be spliced using PS05 Post Splice without compromising capacity.							
Tee Post, Standard (Punched on 1-1/2" centers)							
	TPS03	3" x 1-7/8" x 36"	14 ga.	----	\$11.94	3.8	
	TPS04	3" x 1-7/8" x 48"	14 ga.	----	\$15.19	5.0	
	• TPS05	3" x 1-7/8" x 60"	14 ga.	PT	\$18.17	6.2	
	• TPS06	3" x 1-7/8" x 72"	14 ga.	PT	\$21.25	7.4	
	• TPS07	3" x 1-7/8" x 84"	14 ga.	PT	\$24.52	8.6	
	• TPS08	3" x 1-7/8" x 96"	14 ga.	PT	\$27.57	9.9	
	• TPS09	3" x 1-7/8" x 108"	14 ga.	PT	\$29.84	11.1	
	• TPS10	3" x 1-7/8" x 120"	14 ga.	PT	\$33.55	12.3	
	TPS12	3" x 1-7/8" x 144"	14 ga.	----	\$40.35	14.7	
	TPS14	3" x 1-7/8" x 168"	14 ga.	----	\$48.86	17.2	
	TPS16	3" x 1-7/8" x 192"	14 ga.	----	\$54.91	20.0	
	Minimum order of 100 posts for each non-stock or special size and/or type post. Special size posts up to 16'-0" high are available. For requirements above 10'-0" high, multiple posts can be spliced using two PS05 Post Splice without compromising capacity.						
	Tee Post, Heavy (Punched on 1-1/2" centers)						
	TPH06	3-3/4" x 1-7/8" x 72"	14 ga.	----	\$26.18	9.7	
	TPH07	3-3/4" x 1-7/8" x 84"	14 ga.	----	\$32.35	11.3	
	TPH08	3-3/4" x 1-7/8" x 96"	14 ga.	----	\$38.54	12.9	
	TPH09	3-3/4" x 1-7/8" x 108"	14 ga.	----	\$41.69	14.5	
	TPH10	3-3/4" x 1-7/8" x 120"	14 ga.	----	\$45.77	16.1	
	TPH12	3-3/4" x 1-7/8" x 144"	14 ga.	----	\$54.46	19.3	
	TPH14	3-3/4" x 1-7/8" x 168"	14 ga.	----	\$69.11	22.5	
	TPH16	3-3/4" x 1-7/8" x 192"	14 ga.	----	\$79.10	25.7	
Minimum order of 100 posts for each non-stock or special size and/or type post. Special size posts up to 16'-0" high are available. For requirements above 10'-0" high, multiple posts can be spliced using two PS05 Post Splice without compromising capacity.							
Post Splice (Order one per Angle Post...two per T-Post) Attaches to outside of posts							
	• PS05	1-3/8" x 1-3/8" x 5"	11 ga.	PT	\$5.14	0.5	

• Denotes stock item, See Color Column

Rivetwell™ Components

	Catalog Number	Size	Gauge	Stock Color	List Price	Weight
Double Rivet Angle Beam, Standard (RS-Punched for Record Storage Box Supports)						
	• ABS12	2-3/4" x 1" x 12"	16 ga.	PT	\$4.53	0.8
	• ABS15	2-3/4" x 1" x 15"	16 ga.	PT	\$4.97	1.0
	• ABS18	2-3/4" x 1" x 18"	16 ga.	PT, ME	\$5.52	1.2
	• ABS24	2-3/4" x 1" x 24"	16 ga.	PT, ME	\$6.25	1.6
	• ABS30	2-3/4" x 1" x 30"	16 ga.	PT, ME	\$6.78	2.0
	• ABS32	2-3/4" x 1" x 32"	16 ga.	---	\$7.68	2.2
	• ABS36	2-3/4" x 1" x 36"	16 ga.	PT, ME	\$8.22	2.3
	• ABS42	2-3/4" x 1" x 42"	16 ga.	PT	\$9.13	2.7
	Minimum order of 100 beams for each non-stock size and/or type.					
Double Rivet Angle Beam, Heavy (RS-Punched for Record Storage Box Supports)						
	• ABH48	2-3/4" x 1" x 48"	14 ga.	PT, ME	\$10.75	3.8
	• ABH60	2-3/4" x 1" x 60"	14 ga.	PT, ME	\$12.75	4.7
	• ABH69	2-3/4" x 1" x 69"	14 ga.	PT	\$14.38	5.4
	• ABH72	2-3/4" x 1" x 72"	14 ga.	PT, ME	\$15.19	5.7
	• ABH84	2-3/4" x 1" x 84"	14 ga.	PT	\$17.45	6.6
	• ABH96	2-3/4" x 1" x 96"	14 ga.	PT, ME	\$19.90	7.5
Channel Beam, Hvy.						
	• CBH48	1" x 2-7/8" x 1" x 48"	14 ga.	PT	\$14.66	4.8
	• CBH60	1" x 2-7/8" x 1" x 60"	14 ga.	PT	\$17.18	6.0
	• CBH69	1" x 2-7/8" x 1" x 69"	14 ga.	PT	\$19.35	7.0
	• CBH72	1" x 2-7/8" x 1" x 72"	14 ga.	PT	\$19.72	7.2
	• CBH84	1" x 2-7/8" x 1" x 84"	14 ga.	PT	\$23.33	8.4
	• CBH96	1" x 2-7/8" x 1" x 96"	14 ga.	PT	\$26.51	9.6
Center Support						
	• CS12	1" x 2-3/4" x 1" x 12"	16 ga.	PT	\$5.61	1.0
	• CS15	1" x 2-3/4" x 1" x 15"	16 ga.	PT	\$6.15	1.2
	• CS18	1" x 2-3/4" x 1" x 18"	16 ga.	PT, ME	\$6.50	1.4
	• CS24	1" x 2-3/4" x 1" x 24"	16 ga.	PT, ME	\$7.60	1.8
	• CS30	1" x 2-3/4" x 1" x 30"	16 ga.	PT, ME	\$8.41	2.2
	• CS32	1" x 2-3/4" x 1" x 32"	16 ga.	---	\$8.77	2.4
	• CS36	1" x 2-3/4" x 1" x 36"	16 ga.	PT, ME	\$9.13	2.7
	• CS42	1" x 2-3/4" x 1" x 42"	16 ga.	PT	\$10.41	3.1
	• CS48	1" x 2-3/4" x 1" x 48"	16 ga.	PT, ME	\$11.94	3.5
Minimum order of 100 for each non-stock size and/or type.						
Single Rivet Beam, Standard						
	• SRBS12	1" x 21/32" x 12"	14 ga.	PT	\$2.36	0.6
	• SRBS15	1" x 21/32" x 15"	14 ga.	---	\$3.18	0.7
	• SRBS18	1" x 21/32" x 18"	14 ga.	PT	\$3.35	0.9
	• SRBS24	1" x 21/32" x 24"	14 ga.	PT	\$3.80	1.1
	• SRBS30	1" x 21/32" x 30"	14 ga.	PT	\$4.43	1.3
	• SRBS36	1" x 21/32" x 36"	14 ga.	PT	\$5.07	1.6
	• SRBS42	1" x 21/32" x 42"	14 ga.	---	\$5.52	1.9
	• SRBS48	1" x 21/32" x 48"	14 ga.	PT	\$5.98	2.1
Minimum order of 100 for each non-stock size and/or type.						
Single Rivet Beam, Heavy						
	• SRBH36	1-1/4" x 7/8" x 36"	11 ga.	---	\$7.88	3.2
	• SRBH42	1-1/4" x 7/8" x 42"	11 ga.	---	\$8.81	3.7
	• SRBH48	1-1/4" x 7/8" x 48"	11 ga.	---	\$9.77	4.2


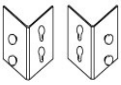
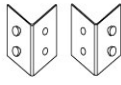
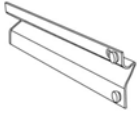


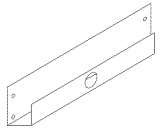
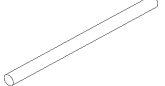
• Denotes stock item, See Color Column

Rivetwell™ Components

	Catalog Number	Size	Gauge	Stock Color	List Price	Weight
Double Row & Top Tie						
	DRTT09	1" x 2-3/4" x 9-1/4"	14 ga.	----	\$5.88	0.8
	DRTT12	1" x 2-3/4" x 12-1/4"	14 ga.	----	\$6.34	1.0
	DRTT15	1" x 2-3/4" x 15-1/4"	14 ga.	----	\$6.78	1.2
	• DRTT18	1" x 2-3/4" x 18-1/4"	14 ga.	PT	\$7.42	1.4
	DRTT24	1" x 2-3/4" x 24-1/4"	14 ga.	----	\$8.55	2.0
	DRTT36	1" x 2-3/4" x 36-1/4"	14 ga.	----	\$9.67	2.5
	DRTT42	1" x 2-3/4" x 42-1/4"	14 ga.	----	\$10.82	2.9
	DRTT48	1" x 2-3/4" x 48-1/4"	14 ga.	----	\$11.96	3.4
Minimum order of 100 for each non-stock size and/or type.						
Wall Tie						
	• WT09	1" x 2-3/4" x 9-1/4"	14 ga.	PT	\$5.71	0.8
Tire Rack Beam						
	TRB48	2-3/4" x 1" x 48"	14 ga.	----	\$11.23	3.8
	• TRB60	2-3/4" x 1" x 60"	14 ga.	PT	\$12.75	4.7
Minimum order of 100 for each non-stock size and/or type.						
Hanger Bar						
	HB36	1-1/4" x 1-1/4" x 1-1/4" x 48"	14 ga.	----	\$9.61	2.7
	HB42	1-1/4" x 1-1/4" x 1-1/4" x 42"	14 ga.	----	\$11.25	3.1
	HB48	1-1/4" x 1-1/4" x 1-1/4" x 48"	14 ga.	----	\$12.60	3.6
	HB60	1-1/4" x 1-1/4" x 1-1/4" x 60"	14 ga.	----	\$14.79	4.4
Minimum order of 100 for each non-stock size and/or type.						
Deck Over Grating Support						
	DOGS36	3-1/2" x 1-13/16" x 2-3/16" x 36"	11 ga.	----	\$24.26	8.8
	DOGS48	3-1/2" x 1-13/16" x 2-3/16" x 48"	11 ga.	----	\$30.53	11.7
	DOGS60	3-1/2" x 1-13/16" x 2-3/16" x 60"	11 ga.	----	\$37.35	14.6
	DOGS69	3-1/2" x 1-13/16" x 2-3/16" x 69"	11 ga.	----	\$42.16	16.7
	DOGS72	3-1/2" x 1-13/16" x 2-3/16" x 72"	11 ga.	----	\$43.88	17.4
Minimum order of 100 for each non-stock size and/or type.						
Down Aisle Grating Support						
	DAGS36	3-1/2" x 1-13/16" x 1-15/16" x 36"	11 ga.	----	\$24.26	8.8
	DAGS48	3-1/2" x 1-13/16" x 1-15/16" x 48"	11 ga.	----	\$30.53	11.7
	DAGS60	3-1/2" x 1-13/16" x 1-15/16" x 60"	11 ga.	----	\$37.35	14.6
	DAGS69	3-1/2" x 1-13/16" x 1-15/16" x 69"	11 ga.	----	\$42.16	16.7
	DAGS72	3-1/2" x 1-13/16" x 1-15/16" x 72"	11 ga.	----	\$43.88	17.4
Minimum order of 100 for each non-stock size and/or type.						
Foot Plate						
	• FPR100	2-1/2" x 2" x 3"	14 ga.	Plated	\$3.80	0.5

• Denotes stock item, See Color Column

Rivetwell™ Components

	Catalog Number	Size	Gauge	Stock Color	List Price	Weight
Tie Plate						
	• TP-1	3" x 3"	14 ga.	PT	\$1.53	0.2
Beam Cleat						
	BC-L	1-1/2" x 1-1/2" x 3"	14 ga.	----	\$2.80	0.2
	BC-R	1-1/2" x 1-1/2" x 3"	14 ga.	----	\$2.80	0.2
Minimum order of 100 for each non-stock size and/or type.						
Slotted Angle Cleat						
	SAC-L	1-1/2" x 1-1/2" x 3"	14 ga.	----	\$2.80	0.2
	SAC-R	1-1/2" x 1-1/2" x 3"	14 ga.	----	\$2.80	0.2
Minimum order of 100 for each non-stock size and/or type.						
Double Rivet Z-Beam - Standard						
	ZBS12	2-1/8" x 7/8" x 12"	14 ga.	----	\$4.14	0.9
	ZBS15	2-1/8" x 7/8" x 15"	14 ga.	----	\$4.64	1.1
	ZBS18	2-1/8" x 7/8" x 18"	14 ga.	----	\$5.56	1.3
	ZBS24	2-1/8" x 7/8" x 24"	14 ga.	----	\$6.78	1.8
	ZBS30	2-1/8" x 7/8" x 30"	14 ga.	----	\$7.92	2.2
	ZBS36	2-1/8" x 7/8" x 36"	14 ga.	----	\$9.20	2.7
	ZBS42	2-1/8" x 7/8" x 42"	14 ga.	----	\$10.41	3.1
	ZBS48	2-1/8" x 7/8" x 48"	14 ga.	----	\$11.55	3.5
	ZBS60	2-1/8" x 7/8" x 60"	14 ga.	----	\$13.84	4.4
Minimum order of 100 for each non-stock size and/or type.						
Double Rivet Z-Beam - Heavy						
	ZBH69	2-1/8" x 7/8" x 69"	14 ga.	----	\$17.76	5.6
	ZBH72	2-1/8" x 7/8" x 72"	14 ga.	----	\$18.26	5.8
Minimum order of 100 for each non-stock size and/or type.						
Center Support for Z-Beams						
	ZCS24	1-3/16" x 1-1/8" x 7/8" x 24"	11 ga.	----	\$6.13	2.2
	ZCS30	1-3/16" x 1-1/8" x 7/8" x 30"	11 ga.	----	\$7.06	2.8
	ZCS36	1-3/16" x 1-1/8" x 7/8" x 36"	11 ga.	----	\$8.13	3.3
	ZCS42	1-3/16" x 1-1/8" x 7/8" x 42"	11 ga.	----	\$9.20	3.9
	ZCS48	1-3/16" x 1-1/8" x 7/8" x 48"	11 ga.	----	\$10.41	4.4
Minimum order of 100 for each non-stock size and/or type.						
Coat Rod Support Beam						
	ABH18CR	2-3/4" X 1" x 18"	14 ga.	----	\$6.72	1.4
	ABH24CR	2-3/4" X 1" x 24"	14 ga.	----	\$8.96	1.9
	ABH30CR	2-3/4" X 1" x 30"	14 ga.	----	\$11.19	2.4
	ABH36CR	2-3/4" X 1" x 36"	14 ga.	----	\$13.43	2.9
	ABH48CR	2-3/4" X 1" x 48"	14 ga.	----	\$17.91	3.8
Rivetwell Coat Rod						
	RCR36	1" O.D. x 36"	SCH40 Steel Pipe	----	\$39.22	6.8
	RCR48	1" O.D. x 48"	SCH40 Steel Pipe	----	\$52.29	9.1
	RCR60	1" O.D. x 60"	SCH40 Steel Pipe	----	\$65.36	11.3
	RCR72	1" O.D. x 72"	SCH40 Steel Pipe	----	\$78.43	13.6

• Denotes stock item, See Color Column

Rivetwell™ Components

Particle Board Decking

Type 1-M-2, 5/8" industrial grade and is in stock in our Distribution Centers for immediate shipment. Order using the part numbers listed.

Consult Our Website for decking capacities

EZ-Deck Steel Decking

Supplied in multiple 6" deep channel planks to meet unit depth. Catalog numbers listed are for one level. All EZ-Deck steel decking is fabricated from galvanized sheet steel. 15" deep will be supplied in two 7-1/2" deep EZ-Deck channel planks. EZ-Deck must be center supported and cannot be used on single rivet shelving.

Consult Our Website for decking capacities

Particle Board Decking			
Catalog Number	Size	List Price	Weight
• HPB3612	36" x 12"	\$8.21	7.0
• HPB3615	36" x 15"	\$10.26	8.5
• HPB3618	36" x 18"	\$12.32	10.0
• HPB3624	36" x 24"	\$16.42	13.0
• HPB3630	36" x 30"	\$20.53	17.0
• HPB3636	36" x 36"	\$24.62	20.0
• HPB4212	42" x 12"	\$9.58	8.0
• HPB4215	42" x 15"	\$11.97	10.0
• HPB4218	42" x 18"	\$14.36	12.0
• HPB4224	42" x 24"	\$19.16	15.0
• HPB4230	42" x 30"	\$23.94	19.0
• HPB4236	42" x 36"	\$28.73	23.0
• HPB4812	48" x 12"	\$10.95	9.0
• HPB4815	48" x 15"	\$13.68	11.0
• HPB4818	48" x 18"	\$16.42	13.0
• HPB4824	48" x 24"	\$21.88	18.0
• HPB4830	48" x 30"	\$27.36	22.0
• HPB4836	48" x 36"	\$32.83	26.0
• HPB4848	48" x 48"	\$43.78	35.0
• HPB6018	60" x 18"	\$20.53	17.0
• HPB6024	60" x 24"	\$27.36	22.0
• HPB6030	60" x 30"	\$34.20	28.0
• HPB6036	60" x 36"	\$41.04	33.0
• HPB6048	60" x 48"	\$54.73	44.0
• HPB6915	69" x 15"	\$20.53	16.0
• HPB6930	69" x 30"	\$41.04	32.0
• HPB7218	72" x 18"	\$24.62	24.0
• HPB7224	72" x 24"	\$32.83	26.0
• HPB7230	72" x 30"	\$41.04	33.0
• HPB7236	72" x 36"	\$49.25	39.0
• HPB7248	72" x 48"	\$65.66	53.0
• HPB8424	84" x 24"	\$38.31	31.0
• HPB8430	84" x 30"	\$47.88	38.0
• HPB8436	84" x 36"	\$57.46	46.0
• HPB8448	84" x 48"	\$76.61	70.0
• HPB9618	96" x 18"	\$32.83	28.0
• HPB9624	96" x 24"	\$43.78	35.0
• HPB9630	96" x 30"	\$54.73	44.0
• HPB9636	96" x 36"	\$65.66	52.0
• HPB9648	96" x 48"	\$87.56	70.0

EZ-Deck Steel Decking			
Catalog Number	Size	List Price	Weight
• HEZD3612	36" x 12"	\$17.00	5.2
• HEZD3615	36" x 15"	\$20.12	6.1
• HEZD3618	36" x 18"	\$25.62	7.7
• HEZD3624	36" x 24"	\$34.23	10.3
• HEZD3630	36" x 30"	\$42.85	12.9
• HEZD3636	36" x 36"	\$51.47	15.5
• HEZD4212	42" x 12"	\$19.79	6.0
• HEZD4215	42" x 15"	\$23.43	7.1
• HEZD4218	42" x 18"	\$29.81	9.0
• HEZD4224	42" x 24"	\$39.82	12.0
• HEZD4230	42" x 30"	\$49.84	15.0
• HEZD4236	42" x 36"	\$59.85	18.0
• HEZD4812	48" x 12"	\$22.59	6.9
• HEZD4815	48" x 15"	\$26.74	8.2
• HEZD4818	48" x 18"	\$34.00	10.3
• HEZD4824	48" x 24"	\$45.41	13.8
• HEZD4830	48" x 30"	\$56.82	17.2
• HEZD4836	48" x 36"	\$68.23	20.6
• HEZD4848	48" x 48"	\$91.06	27.5
• HEZD6018	60" x 18"	\$42.38	12.9
• HEZD6024	60" x 24"	\$56.58	17.2
• HEZD6030	60" x 30"	\$70.79	21.5
• HEZD6036	60" x 36"	\$84.99	25.8
• HEZD6048	60" x 48"	\$113.41	34.4
• HEZD6915	69" x 15"	\$38.34	11.7
• HEZD6930	69" x 30"	\$81.27	24.7
• HEZD7218	72" x 18"	\$50.76	15.5
• HEZD7224	72" x 24"	\$67.76	20.6
• HEZD7230	72" x 30"	\$84.76	25.8
• HEZD7236	72" x 36"	\$101.76	31.0
• HEZD7248	72" x 48"	\$135.76	41.3
• HEZD8424	84" x 24"	\$78.93	24.1
• HEZD8430	84" x 30"	\$98.73	30.1
• HEZD8436	84" x 36"	\$118.52	36.1
• HEZD8448	84" x 48"	\$158.11	48.2
• HEZD9618	96" x 18"	\$67.52	20.6
• HEZD9624	96" x 24"	\$90.11	27.5
• HEZD9630	96" x 30"	\$112.70	34.4
• HEZD9636	96" x 36"	\$135.28	41.3
• HEZD9648	96" x 48"	\$180.46	55.0

Consult Our Website for decking capacities
 • Denotes stock item

Rivetwell™ Components

Wire Decking			
Catalog Number	Size	List Price	Weight
• HWD3618	36" x 18"	\$48.91	5.7
• HWD3624	36" x 24"	\$58.61	7.7
• HWD3630	36" x 30"	\$63.80	9.4
• HWD3636	36" x 36"	\$80.47	11.8
• HWD3648	36" x 48"	\$100.44	15.6
• HWD4818	48" x 18"	\$52.05	7.4
• HWD4824	48" x 24"	\$60.92	10.0
• HWD4830	48" x 30"	\$75.36	12.5
• HWD4836	48" x 36"	\$87.40	15.1
• HWD4848	48" x 48"	\$111.31	20.5
• HWD6018	60" x 18"	\$62.97	9.7
• HWD6024	60" x 24"	\$76.60	13.1
• HWD6030	60" x 30"	\$88.05	16.4
• HWD6036	60" x 36"	\$101.69	19.8
• HWD6048	60" x 48"	\$127.07	26.9

Solid Steel Waterfall Deck			
Catalog Number	Size	List Price	Weight
++ HCRS3618	36" x 18"	\$72.73	17.8
HCRS3624	36" x 24"	\$96.98	23.8
HCRS3636	36" x 36"	\$145.46	35.6
++ HCRS4818	48" x 18"	\$97.65	23.9
++ HCRS4824	48" x 24"	\$122.17	29.9
HCRS4830	48" x 30"	\$152.72	37.4
HCRS4836	48" x 36"	\$183.26	44.9
HCRS6018	60" x 18"	\$115.23	28.2
++ HCRS6024	60" x 24"	\$153.63	37.6
HCRS6030	60" x 30"	\$192.04	47.0
HCRS6036	60" x 36"	\$230.45	56.4
HCRS7218	72" x 18"	\$138.51	33.9
++ HCRS7224	72" x 24"	\$184.68	45.2
HCRS7230	72" x 30"	\$230.85	56.5
++ HCRS7236	72" x 36"	\$258.63	63.3
HCRS9618	96" x 18"	\$185.40	45.4
++ HCRS9624	96" x 24"	\$247.19	60.5
HCRS9630	96" x 30"	\$308.99	75.7
++ HCRS9636	96" x 36"	\$346.06	84.7

Wire Deck

Industrial grade and is in stock for immediate shipment. Order using the part numbers listed. 2"x4" grid, 4 gauge welded wire Gray Baked Enamel Finish

Consult Our Website for decking capacities

Solid Steel Waterfall Deck

Formed 14 gauge sheet with waterfall flanges at front and back. Solid steel deck must be center supported and cannot be used on single rivet shelving.

Consult Our Website for decking capacities

Note: For deck widths greater than 60", wire deck will be supplied in two pieces to create total width

- Denotes stock item
 - ++ Denotes Stock Item in 708 Midnight Ebony
- Minimum order of 100 for each non-stock size and/or type

400 Series Commercial Stock Cabinets

22 Gauge body
 22 Gauge Shelves adjust on 2" center
 22 Gauge door with 16 Gauge frame
 16 Gauge continuous piano hinge (72" high only) concealed hinge pins for wall mount.
 200 LB shelf capacity (75lb for 16" & 18" wide, 150lb for 30" wide)
 Doors include key lock and 3-point turn handle latching



Solid Door Cabinet



Safety-View Cabinet



Mobile Ventilated Cabinets



Wall Mount Cabinets

Description	W	D	H	Knock-Down Item No.	Knock-Down List Price	Assembled Item No.	Assembled List Price	Weight
Solid Door Cabinets								
• Wall Mount, Storage	16	12	26	405-1626	\$282.44	405-1626A	\$353.05	29
• Wall Mount, Storage	30	12	26	405-3026	\$381.51	405-3026A	\$476.89	53
• Wall Mount, Storage	36	12	30	405-3630	\$402.35	405-3630A	\$502.93	64
•• Slimline, Storage	18	18	42	410S181842	\$247.42	410S181842A	\$309.27	51
•• Slimline, Storage	18	18	66	410S181866	\$323.18	410S181866A	\$403.98	77
•• Slimline, Storage	30	15	66	410S301566	\$386.12	410S301566A	\$482.64	97
• Stationary, Storage	36	18	72	415S18	\$550.83	415S18A	\$688.54	94
• Stationary, Storage	36	24	72	415S24	\$609.66	415S24A	\$762.08	112
• Stationary, Storage	48	18	72	425S18	\$727.66	425S18A	\$909.58	138
• Stationary, Storage	48	24	72	425S24	\$805.37	425S24A	\$1,006.72	163
• Stationary, Wardrobe	36	18	72	435W18	\$481.92	435W18A	\$602.40	86
• Stationary, Wardrobe	36	24	72	435W24	\$517.98	435W24A	\$647.48	94
• Stationary, Wardrobe	48	18	72	445W18	\$636.63	445W18A	\$795.79	125
• Stationary, Wardrobe	48	24	72	445W24	\$684.26	445W24A	\$855.33	138
• Stationary, Combination	36	18	72	455C18	\$584.29	455C18A	\$730.36	107
• Stationary, Combination	36	24	72	455C24	\$630.07	455C24A	\$787.59	121
• Stationary, Combination	48	18	72	465C18	\$771.86	465C18A	\$964.82	155
• Stationary, Combination	48	24	72	465C24	\$832.33	465C24A	\$1,040.42	176
• Mobile, Storage	36	24	72	415S24M	\$836.97	415S24MA	\$989.39	132
• Mobile, Storage	48	24	72	425S24M	\$1,032.69	425S24MA	\$1,234.03	183
Safety View Door Cabinets								
• Wall Mount, Storage	16	12	26	405-1626SV	\$325.06	405-1626SVA	\$395.67	29
• Wall Mount, Storage	30	12	26	405-3026SV	\$466.75	405-3026SVA	\$562.13	53
• Wall Mount, Storage	36	12	30	405-3630SV	\$487.59	405-3630SVA	\$588.18	64
• Stationary, Storage	36	18	72	415S18SV	\$721.32	415S18SVA	\$859.03	94
• Stationary, Storage	36	24	72	415S24SV	\$780.14	415S24SVA	\$932.56	112
• Stationary, Storage	48	18	72	425S18SV	\$898.15	425S18SVA	\$1,080.07	138
• Stationary, Storage	48	24	72	425S24SV	\$975.86	425S24SVA	\$1,177.20	163
• Stationary, Wardrobe	36	18	72	435W18SV	\$652.41	435W18SVA	\$772.89	86
• Stationary, Wardrobe	36	24	72	435W24SV	\$688.46	435W24SVA	\$817.96	94
• Stationary, Wardrobe	48	18	72	445W18SV	\$807.12	445W18SVA	\$966.27	125
• Stationary, Wardrobe	48	24	72	445W24SV	\$854.75	445W24SVA	\$1,025.82	138
• Stationary, Combination	36	18	72	455C18SV	\$754.77	455C18SVA	\$900.84	107
• Stationary, Combination	36	24	72	455C24SV	\$800.55	455C24SVA	\$958.07	121
• Stationary, Combination	48	18	72	465C18SV	\$942.34	465C18SVA	\$1,135.30	155
• Stationary, Combination	48	24	72	465C24SV	\$1,002.82	465C24SVA	\$1,210.90	176
• Mobile, Storage	36	24	72	415S24SVM	\$1,007.46	415S24SVMVA	\$1,159.88	132
• Mobile, Storage	48	24	72	425S24SVM	\$1,203.17	425S24SVMVA	\$1,404.52	183
Ventilated Door Cabinets								
• Stationary, Storage	36	18	72	415S18EV	\$797.09	415S18EVA	\$934.80	94
• Stationary, Storage	36	24	72	415S24EV	\$855.92	415S24EVA	\$1,008.33	112
• Stationary, Storage	48	18	72	425S18EV	\$973.92	425S18EVA	\$1,155.84	138
• Stationary, Storage	48	24	72	425S24EV	\$1,051.63	425S24EVA	\$1,252.98	163
• Stationary, Wardrobe	36	18	72	435W18EV	\$728.18	435W18EVA	\$848.66	86
• Stationary, Wardrobe	36	24	72	435W24EV	\$764.24	435W24EVA	\$893.73	94
• Stationary, Wardrobe	48	18	72	445W18EV	\$882.89	445W18EVA	\$1,042.05	125
• Stationary, Wardrobe	48	24	72	445W24EV	\$930.52	445W24EVA	\$1,101.59	138
• Stationary, Combination	36	18	72	455C18EV	\$830.54	455C18EVA	\$976.61	107
• Stationary, Combination	36	24	72	455C24EV	\$876.32	455C24EVA	\$1,033.84	121
• Stationary, Combination	48	18	72	465C18EV	\$1,018.11	465C18EVA	\$1,211.07	155
• Stationary, Combination	48	24	72	465C24EV	\$1,078.59	465C24EVA	\$1,286.68	176
• Mobile, Storage	36	24	72	415S24EVM	\$1,083.23	415S24EVMVA	\$1,235.65	132
• Mobile, Storage	48	24	72	425S24EVM	\$1,278.94	425S24EVMVA	\$1,480.29	183

• Denotes Stock Item in 729 Parchment [PT], 708 Midnight Ebony [ME], and 725 Hallowell Gray [HG]
 •• Denotes Stock Item in 729 Parchment Only

Cabinets

800 Series Industrial Stock Cabinets

20 Gauge body
 22 Gauge shelves adjust on 2" center
 16 Gauge continuous piano hinge
 20 Gauge doors with 16 Gauge frame
 250LB shelf capacity
 Doors include key lock and 3-point turn handle locking



Storage Cabinet



Wardrobe Cabinet



Combination Cabinet

Description	W	D	H	Knock-Down Item No.	Knock-Down List Price	Assembled Item No.	Assembled List Price	Weight
Solid Door Cabinets								
• Stationary, Storage	36	18	78	815S18	\$625.95	815S18A	\$782.43	131
• Stationary, Storage	36	24	78	815S24	\$692.79	815S24A	\$865.99	155
• Stationary, Storage	48	18	78	825S18	\$782.43	825S18A	\$978.04	164
• Stationary, Storage	48	24	78	825S24	\$865.99	825S24A	\$1,082.49	194
• Stationary, Wardrobe	36	18	78	835W18	\$547.64	835W18A	\$684.55	119
• Stationary, Wardrobe	36	24	78	835W24	\$588.61	835W24A	\$735.77	131
• Stationary, Wardrobe	48	18	78	845W18	\$684.55	845W18A	\$855.69	149
• Stationary, Wardrobe	48	24	78	845W24	\$735.77	845W24A	\$919.71	164
• Stationary, Combination	36	18	78	855C18	\$663.96	855C18A	\$829.95	148
• Stationary, Combination	36	24	78	855C24	\$715.99	855C24A	\$894.98	168
• Stationary, Combination	48	18	78	865C18	\$829.95	865C18A	\$1,037.44	185
• Stationary, Combination	48	24	78	865C24	\$894.98	865C24A	\$1,118.73	210
• Mobile, Storage	36	24	78	815S24M	\$920.11	815S24MA	\$1,093.31	175
• Mobile, Storage	48	24	78	825S24M	\$1,093.31	825S24MA	\$1,309.81	214
Safety View Door Cabinets								
• Stationary, Storage	36	18	78	815S18SV	\$796.43	815S18SVA	\$952.92	131
• Stationary, Storage	36	24	78	815S24SV	\$863.28	815S24SVA	\$1,036.48	155
• Stationary, Storage	48	18	78	825S18SV	\$952.92	825S18SVA	\$1,148.53	164
• Stationary, Storage	48	24	78	825S24SV	\$1,036.48	825S24SVA	\$1,252.98	194
• Stationary, Wardrobe	36	18	78	835W18SV	\$718.13	835W18SVA	\$855.04	119
• Stationary, Wardrobe	36	24	78	835W24SV	\$759.10	835W24SVA	\$906.25	131
• Stationary, Wardrobe	48	18	78	845W18SV	\$855.04	845W18SVA	\$1,026.17	149
• Stationary, Wardrobe	48	24	78	845W24SV	\$906.25	845W24SVA	\$1,090.20	164
• Stationary, Combination	36	18	78	855C18SV	\$834.45	855C18SVA	\$1,000.44	148
• Stationary, Combination	36	24	78	855C24SV	\$886.47	855C24SVA	\$1,065.47	168
• Stationary, Combination	48	18	78	865C18SV	\$1,000.44	865C18SVA	\$1,207.92	185
• Stationary, Combination	48	24	78	865C24SV	\$1,065.47	865C24SVA	\$1,289.22	210
• Mobile, Storage	36	24	78	815S24SVM	\$1,090.59	815S24SVMVA	\$1,263.79	175
• Mobile, Storage	48	24	78	825S24SVM	\$1,263.79	825S24SVMVA	\$1,480.29	214
Ventilated Door Cabinets								
• Stationary, Storage	36	18	78	815S18EV	\$872.20	815S18EVA	\$1,028.69	131
• Stationary, Storage	36	24	78	815S24EV	\$939.05	815S24EVA	\$1,112.25	155
• Stationary, Storage	48	18	78	825S18EV	\$1,028.69	825S18EVA	\$1,224.30	164
• Stationary, Storage	48	24	78	825S24EV	\$1,112.25	825S24EVA	\$1,328.75	194
• Stationary, Wardrobe	36	18	78	835W18EV	\$793.90	835W18EVA	\$930.81	119
• Stationary, Wardrobe	36	24	78	835W24EV	\$834.87	835W24EVA	\$982.03	131
• Stationary, Wardrobe	48	18	78	845W18EV	\$930.81	845W18EVA	\$1,101.94	149
• Stationary, Wardrobe	48	24	78	845W24EV	\$982.02	845W24EVA	\$1,165.97	164
• Stationary, Combination	36	18	78	855C18EV	\$910.22	855C18EVA	\$1,076.21	148
• Stationary, Combination	36	24	78	855C24EV	\$962.24	855C24EVA	\$1,141.24	168
• Stationary, Combination	48	18	78	865C18EV	\$1,076.21	865C18EVA	\$1,283.69	185
• Stationary, Combination	48	24	78	865C24EV	\$1,141.24	865C24EVA	\$1,364.99	210
• Mobile, Storage	36	24	78	815S24EVM	\$1,166.36	815S24EVMVA	\$1,339.57	175
• Mobile, Storage	48	24	78	825S24EVM	\$1,339.56	825S24EVMVA	\$1,556.06	214

• Denotes Stock Item in 729 Parchment [PT], and 708 Midnight Ebony [ME]

MedSafe Antimicrobial 800 Series Industrial Grade Stock Cabinets

20 Gauge body
 22 Gauge shelves adjust on 2" center
 16 Gauge continuous piano hinge
 20 Gauge doors with 16 Gauge frame
 250LB shelf capacity

Antimicrobial Finish

Doors include key lock and 3-point turn handle locking

All MedSafe Cabinets available with solid, ventilated and Safety-View doors



Antimicrobial Finish 800 Series Cabinets

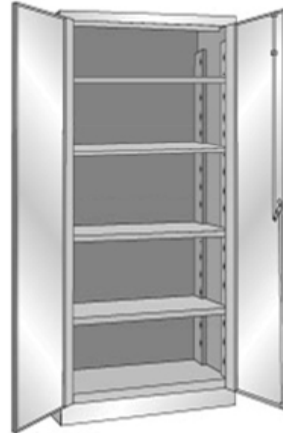
Description	W	D	H	Knock-Down Item No.	Knock-Down List Price	Assembled Item No.	Assembled List Price	Weight
Solid Door Cabinets								
• Stationary, Storage	36	18	78	815S18PL-AM	\$813.73	815S18APL-AM	\$1,017.16	131
• Stationary, Storage	36	24	78	815S24PL-AM	\$900.63	815S24APL-AM	\$1,125.79	155
• Stationary, Storage	48	18	78	825S18PL-AM	\$1,017.16	825S18APL-AM	\$1,271.46	164
• Stationary, Storage	48	24	78	825S24PL-AM	\$1,125.79	825S24APL-AM	\$1,407.24	194
• Stationary, Wardrobe	36	18	78	835W18PL-AM	\$711.93	835W18APL-AM	\$889.91	119
• Stationary, Wardrobe	36	24	78	835W24PL-AM	\$765.20	835W24APL-AM	\$956.50	131
• Stationary, Wardrobe	48	18	78	845W18PL-AM	\$889.92	845W18APL-AM	\$1,112.39	149
• Stationary, Wardrobe	48	24	78	845W24PL-AM	\$956.49	845W24APL-AM	\$1,195.62	164
• Stationary, Combination	36	18	78	855C18PL-AM	\$863.15	855C18APL-AM	\$1,078.94	148
• Stationary, Combination	36	24	78	855C24PL-AM	\$930.78	855C24APL-AM	\$1,163.48	168
• Stationary, Combination	48	18	78	865C18PL-AM	\$1,078.94	865C18APL-AM	\$1,348.67	185
• Stationary, Combination	48	24	78	865C24PL-AM	\$1,163.48	865C24APL-AM	\$1,454.35	210
• Mobile, Storage	36	24	78	815S24MPL-AM	\$1,196.14	815S24MAPL-AM	\$1,421.30	175
• Mobile, Storage	48	24	78	825S24MPL-AM	\$1,421.30	825S24MAPL-AM	\$1,702.75	214
Safety View Door Cabinets								
• Stationary, Storage	36	18	78	815S18SVPL-AM	\$1,035.36	815S18SVAPL-AM	\$1,238.80	131
• Stationary, Storage	36	24	78	815S24SVPL-AM	\$1,122.26	815S24SVAPL-AM	\$1,347.42	155
• Stationary, Storage	48	18	78	825S18SVPL-AM	\$1,238.80	825S18SVAPL-AM	\$1,493.09	164
• Stationary, Storage	48	24	78	825S24SVPL-AM	\$1,347.42	825S24SVAPL-AM	\$1,628.87	194
• Stationary, Wardrobe	36	18	78	835W18SVPL-AM	\$933.57	835W18SVAPL-AM	\$1,111.55	119
• Stationary, Wardrobe	36	24	78	835W24SVPL-AM	\$986.83	835W24SVAPL-AM	\$1,178.13	131
• Stationary, Wardrobe	48	18	78	845W18SVPL-AM	\$1,111.55	845W18SVAPL-AM	\$1,334.02	149
• Stationary, Wardrobe	48	24	78	845W24SVPL-AM	\$1,178.13	845W24SVAPL-AM	\$1,417.25	164
• Stationary, Combination	36	18	78	855C18SVPL-AM	\$1,084.78	855C18SVAPL-AM	\$1,300.57	148
• Stationary, Combination	36	24	78	855C24SVPL-AM	\$1,152.41	855C24SVAPL-AM	\$1,385.11	168
• Stationary, Combination	48	18	78	865C18SVPL-AM	\$1,300.57	865C18SVAPL-AM	\$1,570.30	185
• Stationary, Combination	48	24	78	865C24SVPL-AM	\$1,385.11	865C24SVAPL-AM	\$1,675.98	210
• Mobile, Storage	36	24	78	815S24SVMPL-AM	\$1,417.77	815S24SVMAPL-AM	\$1,642.93	175
• Mobile, Storage	48	24	78	825S24SVMPL-AM	\$1,642.93	825S24SVMAPL-AM	\$1,924.38	214
Ventilated Door Cabinets								
• Stationary, Storage	36	18	78	815S18EVPL-AM	\$1,133.87	815S18EVAPL-AM	\$1,337.30	131
• Stationary, Storage	36	24	78	815S24EVPL-AM	\$1,220.77	815S24EVAPL-AM	\$1,445.93	155
• Stationary, Storage	48	18	78	825S18EVPL-AM	\$1,337.30	825S18EVAPL-AM	\$1,591.59	164
• Stationary, Storage	48	24	78	825S24EVPL-AM	\$1,445.92	825S24EVAPL-AM	\$1,727.38	194
• Stationary, Wardrobe	36	18	78	835W18EVPL-AM	\$1,032.07	835W18EVAPL-AM	\$1,210.05	119
• Stationary, Wardrobe	36	24	78	835W24EVPL-AM	\$1,085.33	835W24EVAPL-AM	\$1,276.63	131
• Stationary, Wardrobe	48	18	78	845W18EVPL-AM	\$1,210.05	845W18EVAPL-AM	\$1,432.53	149
• Stationary, Wardrobe	48	24	78	845W24EVPL-AM	\$1,276.63	845W24EVAPL-AM	\$1,515.76	164
• Stationary, Combination	36	18	78	855C18EVPL-AM	\$1,183.29	855C18EVAPL-AM	\$1,399.07	148
• Stationary, Combination	36	24	78	855C24EVPL-AM	\$1,250.91	855C24EVAPL-AM	\$1,483.61	168
• Stationary, Combination	48	18	78	865C18EVPL-AM	\$1,399.07	865C18EVAPL-AM	\$1,668.80	185
• Stationary, Combination	48	24	78	865C24EVPL-AM	\$1,483.61	865C24EVAPL-AM	\$1,774.48	210
• Mobile, Storage	36	24	78	815S24EVMPL-AM	\$1,516.27	815S24EVMAPL-AM	\$1,741.44	175
• Mobile, Storage	48	24	78	825S24EVMPL-AM	\$1,741.43	825S24EVMAPL-AM	\$2,022.88	214

• Denotes Stock Item in Antimicrobial Platinum finish [PL-AM]

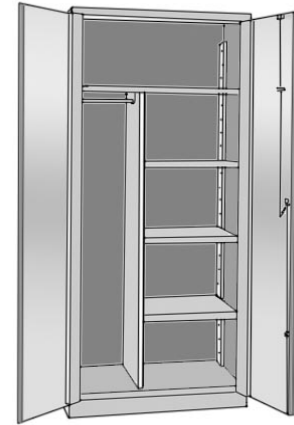
Cabinets

DuraTough™ Super-Duty 12 Gauge All-Welded Cabinets

12 Gauge Sides
 14 Gauge Top and Bottom
 14 Gauge Shelves adjust on 3" centers
 12 Gauge verticle frame
 12 Gauge Doors
 Doors include heavy-duty padlock turn-handle with 3-point latching
 3-1/2" 13 Gauge 7 Knuckle Hinges



Storage Cabinets



Combination Cabinets

Catalog Number	W	D	H	No. of Shelves	* Capacity Per Shelf	Description	List Price	Weight
12 Gauge All-Welded Cabinets								
Storage								
• HW2SC6478-4	36"	24"	78"	4	1950	Storage Cabinet	\$2,363.26	483
• HW2SC8478-4	48"	24"	78"	4	1800	Storage Cabinet	\$2,547.01	558
• HW2SC0478-4	60"	24"	78"	4	1700	Storage Cabinet	\$2,747.10	622
Combination								
• HW2CC6478-4	36"	24"	78"	4	1000	Combination Cabinet	\$2,533.64	533
• HW2CC8478-4	48"	24"	78"	4	1325	Combination Cabinet	\$2,727.43	602
• HW2CC0478-4	60"	24"	78"	4	1650	Combination Cabinet	\$2,923.54	672

Color for all DuraTough Super-Duty Cabinets is #738 Charcoal [CL]

* 1.65 Safety Factor

- Denotes stock item
- Doors include provision to add built-in key lock, combination or electronic lock. Contact factory for specific lock options

MaxView Cabinets

16 Gauge All-Welded Tubular Frame Construction
 ½ Flattened Expanded Metal Sides/Back
 16 Gauge Top and Bottom
 14 Gauge Diamond Perforated Doors
 3 ½ 13 Gauge 7 Knuckle Hinge



MaxView Cabinets

Catalog Number	W	D	H	No. of Shelves	* Capacity Per Shelf	Description	List Price	Weight
MaxView Cabinets								
HMVT422-1	24.75"	22"	74.75"	4	125	Maxview Cabinet	\$1,088.59	174

* 1.65 Safety Factor

DuraTough™ All-Welded Classic Series Cabinets



Solid Cabinets



Safety View Cabinets



Ventilated Cabinets

Catalog Number	W	D	H	No. of Shelves	* Capacity Per Shelf	Description	List Price	Weight
Classic Series								
HEAVY-DUTY, 16 Gauge								
• HW6SC6142-2	36"	21"	42"	2	1050	Storage Cabinet, Heavy-Duty, Classic	\$1,224.49	185
• HW6SC6160-3	36"	21"	60"	3	1050	Storage Cabinet, Heavy-Duty, Classic	\$1,428.57	240
• HW6SC6178-4	36"	21"	78"	4	1050	Storage Cabinet, Heavy-Duty, Classic	\$1,530.61	280
• HW6SC6478-4	36"	24"	78"	4	1050	Storage Cabinet, Heavy-Duty, Classic	\$1,581.63	310
• HW6SC8460-3	48"	24"	60"	3	1050	Storage Cabinet, Heavy-Duty, Classic	\$1,632.65	310
• HW6SC8478-4	48"	24"	78"	4	1050	Storage Cabinet, Heavy-Duty, Classic	\$1,734.69	365
• HW6SC0478-4	60"	24"	78"	4	1050	Storage Cabinet, Heavy-Duty, Classic	\$1,887.75	410
• HW6CC6478-4	36"	24"	78"	4	1050	Combination Cabinet, Heavy-Duty, Classic	\$1,734.69	350
• HW6CC8478-4	48"	24"	78"	4	1050	Combination Cabinet, Heavy-Duty, Classic	\$1,887.75	400
• HW6CC0478-4	60"	24"	78"	4	1050	Combination Cabinet, Heavy-Duty, Classic	\$2,040.82	450
Additional Shelves								
• HW6SCS61	36"	21"	----	1	1050	Storage Cabinet Shelf, Heavy-Duty, Classic	\$71.86	16
• HW6SCS64	36"	24"	----	1	1050	Storage Cabinet Shelf, Heavy-Duty, Classic	\$81.32	19
• HW6SCS84	48"	24"	----	1	1050	Storage Cabinet Shelf, Heavy-Duty, Classic	\$92.66	24
EXTRA HEAVY-DUTY, 14 Gauge								
• HW4SC6142-2	36"	21"	42"	2	1450	Storage Cabinet, Extra Heavy-Duty, Classic	\$1,469.39	231
• HW4SC6160-3	36"	21"	60"	3	1450	Storage Cabinet, Extra Heavy-Duty, Classic	\$1,714.29	300
• HW4SC6178-4	36"	21"	78"	4	1450	Storage Cabinet, Extra Heavy-Duty, Classic	\$1,836.73	350
• HW4SC6478-4	36"	24"	78"	4	1450	Storage Cabinet, Extra Heavy-Duty, Classic	\$1,897.96	388
• HW4SC8460-3	48"	24"	60"	3	1450	Storage Cabinet, Extra Heavy-Duty, Classic	\$1,959.18	388
• HW4SC8478-4	48"	24"	78"	4	1450	Storage Cabinet, Extra Heavy-Duty, Classic	\$2,081.63	456
• HW4SC0478-4	60"	24"	78"	4	1450	Storage Cabinet, Extra Heavy-Duty, Classic	\$2,265.31	513
• HW4CC6478-4	36"	24"	78"	4	1450	Combination Cabinet, Extra Heavy-Duty, Classic	\$2,081.63	438
• HW4CC8478-4	48"	24"	78"	4	1450	Combination Cabinet, Extra Heavy-Duty, Classic	\$2,265.31	500
• HW4CC0478-4	60"	24"	78"	4	1450	Combination Cabinet, Extra Heavy-Duty, Classic	\$2,448.98	563
Safety View								
• HW4SVSC6478-4	36"	24"	78"	4	1450	Storage Cabinet, Heavy-Duty, Classic	\$2,372.45	388
• HW4SVSC8478-4	48"	24"	78"	4	1450	Storage Cabinet, Heavy-Duty, Classic	\$2,602.04	456
Ventilated								
• HW4VSC6478-4	36"	24"	78"	4	1450	Storage Cabinet, Heavy-Duty, Classic	\$2,277.55	388
• HW4VSC8478-4	48"	24"	78"	4	1450	Storage Cabinet, Heavy-Duty, Classic	\$2,497.96	456
Additional Shelves								
• HW4SCS61	36"	21"	----	1	1450	Storage Cabinet Shelf, Extra Heavy-Duty, Classic	\$86.24	20
• HW4SCS64	36"	24"	----	1	1450	Storage Cabinet Shelf, Extra Heavy-Duty, Classic	\$97.58	24
• HW4SCS84	48"	24"	----	1	1450	Storage Cabinet Shelf, Extra Heavy-Duty, Classic	\$111.19	30
Leg Kits, Includes hardware for bolting to cabinet bottom								
• HWC4LK-1G	4"	21"	4"	-	-	Leg Kit, Includes (2) Full-Depth Legs with hardware	\$251.08	15
• HWC4LK-4G	4"	24"	4"	-	-	Leg Kit, Includes (2) Full-Depth Legs with hardware	\$260.86	16

* 1.65 Safety Factor

Color for all DuraTough All-Welded Cabinets is #738 Charcoal [CL]
 • Denotes stock item

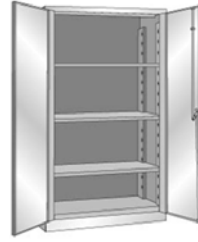
DuraTough™ All-Welded Galvanite Series Cabinets



42" High Storage Cabinets
(Shown with optional 4" high legs)



60" High Storage Cabinets



78" High Storage Cabinets



78" High Combination Cabinets

Catalog Number	W	D	H	No. of Shelves	* Capacity Per Shelf	Description	List Price	Weight
Galvanite Series								
HEAVY-DUTY, 16 Gauge								
• HWG6SC6142-2	36"	21"	42"	2	1050	Storage Cabinet, Heavy-Duty, Galvanite	\$1,530.61	185
• HWG6SC6160-3	36"	21"	60"	3	1050	Storage Cabinet, Heavy-Duty, Galvanite	\$1,785.71	240
• HWG6SC6178-4	36"	21"	78"	4	1050	Storage Cabinet, Heavy-Duty, Galvanite	\$1,913.27	280
• HWG6SC6478-4	36"	24"	78"	4	1050	Storage Cabinet, Heavy-Duty, Galvanite	\$1,977.04	310
• HWG6SC8460-3	48"	24"	60"	3	1050	Storage Cabinet, Heavy-Duty, Galvanite	\$2,040.82	310
• HWG6SC8478-4	48"	24"	78"	4	1050	Storage Cabinet, Heavy-Duty, Galvanite	\$2,168.37	365
• HWG6SC0478-4	60"	24"	78"	4	1050	Storage Cabinet, Heavy-Duty, Galvanite	\$2,359.69	410
• HWG6CC6478-4	36"	24"	78"	4	1050	Combination Cabinet, Heavy-Duty, Galvanite	\$2,168.37	350
• HWG6CC8478-4	48"	24"	78"	4	1050	Combination Cabinet, Heavy-Duty, Galvanite	\$2,359.69	400
• HWG6CC0478-4	60"	24"	78"	4	1050	Combination Cabinet, Heavy-Duty, Galvanite	\$2,551.02	450
Additional Shelves								
• HWG6SCS61	36"	21"	----	1	1050	Storage Cabinet Shelf, Heavy-Duty, Galvanite	\$89.83	16
• HWG6SCS64	36"	24"	----	1	1050	Storage Cabinet Shelf, Heavy-Duty, Galvanite	\$101.65	19
• HWG6SCS84	48"	24"	----	1	1050	Storage Cabinet Shelf, Heavy-Duty, Galvanite	\$115.82	24
EXTRA HEAVY-DUTY, 14 Gauge								
• HWG4SC6142-2	36"	21"	42"	2	1450	Storage Cabinet, Extra Heavy-Duty, Galvanite	\$1,836.73	231
• HWG4SC6160-3	36"	21"	60"	3	1450	Storage Cabinet, Extra Heavy-Duty, Galvanite	\$2,142.86	300
• HWG4SC6178-4	36"	21"	78"	4	1450	Storage Cabinet, Extra Heavy-Duty, Galvanite	\$2,295.92	350
• HWG4SC6478-4	36"	24"	78"	4	1450	Storage Cabinet, Extra Heavy-Duty, Galvanite	\$2,372.45	388
• HWG4SC8460-3	48"	24"	60"	3	1450	Storage Cabinet, Extra Heavy-Duty, Galvanite	\$2,448.98	388
• HWG4SC8478-4	48"	24"	78"	4	1450	Storage Cabinet, Extra Heavy-Duty, Galvanite	\$2,602.04	456
• HWG4SC0478-4	60"	24"	78"	4	1450	Storage Cabinet, Extra Heavy-Duty, Galvanite	\$2,831.63	513
• HWG4CC6478-4	36"	24"	78"	4	1450	Combination Cabinet, Extra Heavy-Duty, Galvanite	\$2,602.04	438
• HWG4CC8478-4	48"	24"	78"	4	1450	Combination Cabinet, Extra Heavy-Duty, Galvanite	\$2,831.63	500
• HWG4CC0478-4	60"	24"	78"	4	1450	Combination Cabinet, Extra Heavy-Duty, Galvanite	\$3,061.22	563
Additional Shelves								
• HWG4SCS61	36"	21"	----	1	1450	Storage Cabinet Shelf, Extra Heavy-Duty, Galvanite	\$107.80	20
• HWG4SCS64	36"	24"	----	1	1450	Storage Cabinet Shelf, Extra Heavy-Duty, Galvanite	\$121.97	24
• HWG4SCS84	48"	24"	----	1	1450	Storage Cabinet Shelf, Extra Heavy-Duty, Galvanite	\$138.99	30
Leg Kits, Includes hardware for bolting to cabinet bottom								
• HWC4LK-1G	4"	21"	4"	-	-	Leg Kit, Includes (2) Full-Depth Legs with hardware	\$251.08	15
• HWC4LK-4G	4"	24"	4"	-	-	Leg Kit, Includes (2) Full-Depth Legs with hardware	\$260.86	16

* 1.65 Safety Factor

Color for all DuraTough All-Welded Cabinets is #738 Charcoal [CL]

• Denotes stock item

Hallowell Adjustable Leg Workbenches

Workbench Tops:

Steel Top: heavy 12 gauge steel with no holes on the work surface - withstands hard shop use for years. Will not crack, splinter gouge or absorb oil.

Shop Top: Layered highdensity particleboard offers superior screw holding characteristics. The top and bottom layers are sealed to resist conventional spills. The nonconductive, splinter-proof top is 30 % harder than maple.

Laminated Hardwood Top: Thoroughly seasoned, kiln dried hardwood, face-glued to provide an extremely durable, attractive and long lasting work surface.

Components:

Riser: 12" high x 10" deep shelf above the work surface.

Drawer: 24" deep x 18" wide x 6" high Easily installs under the bench top and can be secured with an optional padlock.

Back And End Stops: A 3" high barrier with rounded front corners.

Lower Shelf: Full width 11 3/16" deep.

Stringer: Required for lateral stability and acts like a stop for a second bottom shelf.

Adjustable Legs: allows for easy adjustment of height and provide stability.

Width	Depth	Height	Top	Catalog #	List Price	Weight
Workbenches (*includes: legs, top and stringer)						
48	30	28-1/4 - 34-1/4	Shop Top	HWB4830E	\$505.53	123
60	30	28-1/4 - 34-1/4	Shop Top	HWB6030E	\$592.52	145
72	30	28-1/4 - 34-1/4	Shop Top	HWB7230E	\$676.36	170
72	36	28-1/4 - 34-1/4	Shop Top	HWB7236E	\$797.46	200
48	30	28-1/4 - 34-1/4	Laminated Hardwood	HWB4830M	\$703.70	123
60	30	28-1/4 - 34-1/4	Laminated Hardwood	HWB6030M	\$840.23	145
72	30	28-1/4 - 34-1/4	Laminated Hardwood	HWB7230M	\$1,001.93	170
72	36	28-1/4 - 34-1/4	Laminated Hardwood	HWB7236M	\$1,188.14	200
48	30	28-1/4 - 34-1/4	12 gauge Steel	HWB4830S	\$397.95	97
60	30	28-1/4 - 34-1/4	12 gauge Steel	HWB6030S	\$458.05	113
72	30	28-1/4 - 34-1/4	12 gauge Steel	HWB7230S	\$506.50	125



Width	Depth	Height	Item	Catalog #	List Price	Weight
Workbenches Add-on Accessories						
A	18	24	6	Drawer	HWB-BD-1824	\$130.35 20
B	48	30	6	Back & End Stop Kit	HWB-BES-4830	\$42.71 15
B	60	30	6	Back & End Stop Kit	HWB-BES-6030	\$53.39 19
B	72	30	6	Back & End Stop Kit	HWB-BES-7230	\$59.70 22
B	72	36	6	Back & End Stop Kit	HWB-BES-7236	\$63.13 25
C	48	10	12	Riser	HWB-BR-48	\$111.50 13
C	60	10	12	Riser	HWB-BR-60	\$130.41 14
C	72	10	12	Riser	HWB-BR-72	\$151.12 17
D	48	12	-	Lower Shelf	HWB-LS-48	\$80.91 15
D	60	12	-	Lower Shelf	HWB-LS-60	\$103.52 19
D	72	12	-	Lower Shelf	HWB-LS-72	\$125.57 23
E	-	-	24	Leg Extension	HWB-LE-24	\$23.60 6
F	-	-	-	Caster Kit 30"	HWB-CK30	\$219.31 18
F	-	-	-	Caster Kit 36"	HWB-CK36	\$227.31 20


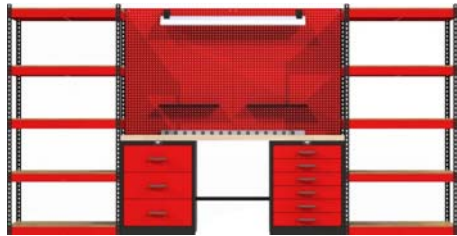


E - Leg Extension Not Shown
F - Caster Kit Not Shown

Width	Depth	Height	Item	Catalog #	List Price	Weight
Workbench Components						
G	30		Adjustable Leg 30"	HWB-BL-ADJ-30	\$77.41	35
G	36		Adjustable Leg 36"	HWB-BL-ADJ-36	\$89.84	40
H	48	5	Bench Stringer 48"	HWB-BS-48	\$27.97	8
H	60	5	Bench Stringer 60"	HWB-BS-60	\$34.28	10
H	72	5	Bench Stringer 72"	HWB-BS-72	\$40.27	12
J	48	30	12 Gauge Steel Top	FKWT4830S-ME	\$215.16	54.4
J	60	30	12 Gauge Steel Top	FKWT6030S-ME	\$268.95	68
J	72	30	12 Gauge Steel Top	FKWT7230S-ME	\$311.41	78
J	72	36	12 Gauge Steel Top	FKWT7236S-ME	\$373.70	93.6
J	48	30	Shop Top	FKWT4830E	\$322.74	80
J	60	30	Shop Top	FKWT6030E	\$403.42	100
J	72	30	Shop Top	FKWT7230E	\$481.28	123
J	72	36	Shop Top	FKWT7236E	\$577.53	147.6
J	48	30	Laminated Hardwood Top	FKWT4830M	\$520.91	80
J	60	30	Laminated Hardwood Top	FKWT6030M	\$651.14	100
J	72	30	Laminated Hardwood Top	FKWT7230M	\$806.85	123
J	72	36	Laminated Hardwood Top	FKWT7236M	\$968.21	147.6

Color for all Hallowell Adjustable Leg Workbenches is #708 Midnight Ebony [ME]

Fort Knox Modular Utility Storage System



Catalog No.	W	D	H	Top	List \$	Wt
Basic System						
• FK BASIC-SM-M	60	24	78	Wood	\$6,130.35	449
• FK BASIC-SM-S	60	24	78	Steel	\$5,824.61	410
• FK BASIC-LG-M	72	24	78	Wood	\$8,879.66	657
• FK BASIC-LG-S	72	24	78	Steel	\$8,483.31	609
Open Storage System						
• FK OPENSTOR-SM-M	132	24	78	Wood	\$6,828.06	711
• FK OPENSTOR-SM-S	132	24	78	Steel	\$6,655.47	645
• FK OPENSTOR-LG-M	168	24	78	Wood	\$9,672.25	999
• FK OPENSTOR-LG-S	168	24	78	Steel	\$9,476.69	909
Secure Storage System						
• FK SECURESTOR-SM-M	132	24	78	Wood	\$15,459.23	1386
• FK SECURESTOR-SM-S	132	24	78	Steel	\$15,153.49	1347
• FK SECURESTOR-LG-M	168	24	78	Wood	\$17,290.75	1666
• FK SECURESTOR-LG-S	168	24	78	Steel	\$16,894.41	1618
Mixed Storage System						
• FK MIXEDSTOR-SM-M	132	24	78	Wood	\$9,494.69	975
• FK MIXEDSTOR-SM-S	132	24	78	Steel	\$9,255.52	923
• FK MIXEDSTOR-LG-M	168	24	78	Wood	\$12,712.55	1296
• FK MIXEDSTOR-LG-S	168	24	78	Steel	\$12,416.60	1227
Complete System						
• FK COMPLETE-SM-M	168	24	78	Wood	\$13,981.80	1388
• FK COMPLETE-SM-S	168	24	78	Steel	\$13,742.63	1336
• FK COMPLETE-LG-M	210	24	78	Wood	\$17,551.39	1770
• FK COMPLETE-LG-S	210	24	78	Steel	\$17,255.44	1701

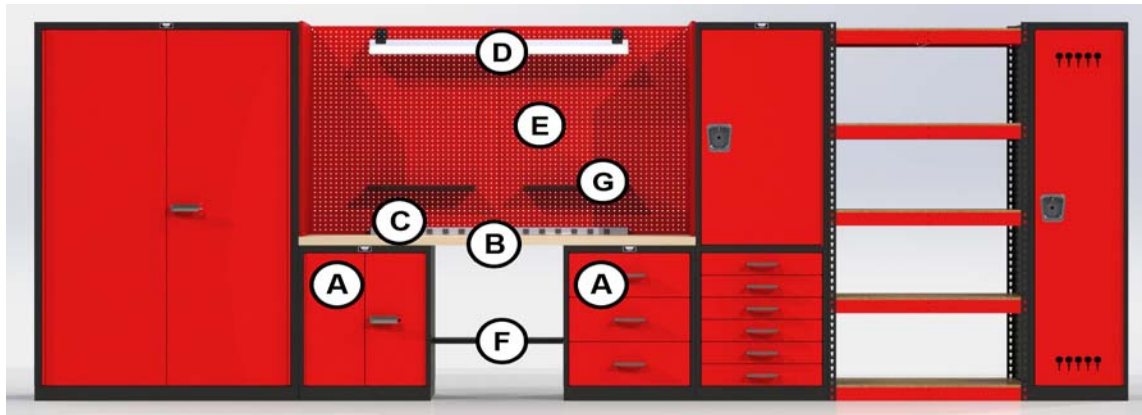
SM Units include 18" wide pedestals and lockers, 36" wide cabinets and shelving

LG Units include 24" wide pedestals and lockers, 48" wide cabinets and shelving

Color for all Fort Knox System Components is #708 Midnight Ebony [ME] bodies and shelf posts with #721 Relay Red [RR] Doors, Drawer Fronts and Shelf Beams, All include hammertone textured finish

Unit Configuration Cabinets include 2-Drawer Kit (not Shown)

• Denotes stock item

Fort Knox Modular Utility Storage System


Catalog Number	W	D	H	No. of Shelves	* Capacity Per Shelf	Notes	List Price	Weight
Fort Knox Modular Utility Storage System Components								
Fort Knox Workbench Components								
A - Workbench Pedestals - All-welded construction 16 Gauge body, 14 Gauge door								
• FKWP8432-1	18	24	32	1		Single Door	\$1,637.94	72
• FKWP8432-3D	18	24	32			3 Drawer	\$2,001.93	112
• FKWP8432-6D	18	24	32			6 Drawer	\$2,183.92	141
• FKWP4432-1	24	24	32	1		Double Door	\$1,819.93	91
• FKWP4432-3D	24	24	32			3 Drawer	\$2,224.37	139
• FKWP4432-6D	24	24	32			6 Drawer	\$2,426.58	175
B - Workbench Tops								
• FKWT6024E	60	24	1.75			Shop Top	\$322.74	111
• FKWT6024M	60	24	1.75			Laminated Hardwood Top	\$520.91	111
• FKWT6024S	60	24	1.75			12 Gauge Steel Top (Black)	\$215.16	72
• FKWT7224E	72	24	1.75			Shop Top	\$385.02	134
• FKWT7224M	72	24	1.75			Laminated Hardwood Top	\$645.47	134
• FKWT7224S	72	24	1.75			12 Gauge Steel Top (Black)	\$249.13	86
Workbench Side & Back Rail Kits								
• FKSBRK6024	60	24	4			Side and Back Rail Kit	\$129.42	9
• FKSBRK7224	72	24	4			Side and Back Rail Kit	\$153.68	10
C - Workbench Top Electrical Strip								
• FKWEP60	48	3	3			Electrical Power Strip	\$186.85	2
• FKWEP72	60	3	3			Electrical Power Strip	\$226.48	3
D - Workbench Light Kit								
• FKWL48	48	8	6			Workbench Light Kit	\$303.33	9
E - Workbench Steel Peg Board Panel Kits - 16 Gauge								
• FKWPB22	22	3/4	44-1/4			includes (2) 22" wide pcs	\$252.76	20
• FKWPB60	60	3/4	44-1/4			includes (2) 30" wide pcs	\$636.98	54
• FKWPB72	72	3/4	44-1/4			includes (2) 36" wide pcs	\$758.30	64
F - Workbench Lower Shelf/Foot Rest - 16 Gauge								
• FKWPS24	24	8	1	1	50	Pedestal Shelf/Foot Rest	\$50.55	5
• FKWPS30	30	8	1	1	50	Pedestal Shelf/Foot Rest	\$63.70	6
• FKWPS36	36	8	1	1	50	Pedestal Shelf/Foot Rest	\$75.83	8
G - Workbench Peg Board Mounted Shelf - 16 Gauge								
• FKWS22	22	5	1	1	50	Peg Board Mounted Shelf	\$84.93	3
• FKWS30	30	5	1	1	50	Peg Board Mounted Shelf	\$103.13	4
• FKWS36	36	5	1	1	50	Peg Board Mounted Shelf	\$121.33	5

* 1.65 Safety Factor

22" wide peg board panels are designed to be mounted to side of cabinets and/or lockers, when the cabinets and/or lockers are positioned next to workbench

Color for all Fort Knox System Components is #708 Midnight Ebony [ME] bodies and posts with #721 Relay Red [RR] Doors, Drawer Fronts and Shelf Beams, All include hammertone textured finish.

- Denotes stock item

Fort Knox Modular Utility Storage System


Catalog Number	W	D	H	No. of Shelves	* Capacity Per Shelf	Notes	List Price	Weight
Fort Knox Modular Utility Storage System Components								
H - Fort Knox 14 ga Heavy-Duty Welded Storage Cabinets								
• FK4SC6478-4	36	24	78	4	1450	Storage Cabinet	\$2,372.43	388
• FK4SC8478-4	48	24	78	4	1450	Storage Cabinet	\$2,602.03	456
Fort Knox Storage Cabinet Drawer Kits (not shown, mount inside cabinet)								
• FKSCD36-2	36	24	15			Storage Cabinet 2 Drawer Kit	\$1,189.02	76
• FKSCD36-3	36	24	15			Storage Cabinet 3 Drawer Kit	\$1,358.88	102
• FKSCD48-2	48	24	15			Storage Cabinet 2 Drawer Kit	\$1,441.22	96
• FKSCD48-3	48	24	15			Storage Cabinet 3 Drawer Kit	\$1,647.13	132
J - Fort Knox Welded Storage Lockers - 16 Gauge body, 14 Gauge door (includes adjustable stainless steel shelving)								
• FKL8478-1	18	24	78	5	100	Full Height Door	\$1,756.36	179
• FKL8478-3D	18	24	78	3	100	1 Door Over 3 Drawers	\$2,120.35	202
• FKL8478-6D	18	24	78	3	100	1 Door Over 6 Drawers	\$2,302.34	236
• FKL8478-1GL	18	24	78	2	100	Golf Locker	\$1,932.01	157
• FKL4478-1	24	24	78	5	100	Full Height Door	\$2,047.43	230
• FKL4478-3D	24	24	78	3	100	1 Door Over 3 Drawers	\$2,472.08	255
• FKL4478-6D	24	24	78	3	100	1 Door Over 6 Drawers	\$2,654.07	297
K - Fort Knox Rivet Shelving, 5 Levels with Center Support								
• FKR362478-5S-E	36	24	78	5	575	Rivet Shelving 5 Level with EZ Deck	\$415.43	118
• FKR362478-5S-W	36	24	78	5	575	Rivet Shelving 5 Level Particle Board Deck	\$348.86	131
• FKR482478-5S-E	48	24	78	5	700	Rivet Shelving 5 Level with EZ Deck	\$496.68	150
• FKR482478-5S-W	48	24	78	5	700	Rivet Shelving 5 Level Particle Board Deck	\$396.30	171
Fort Knox Rivet Shelving Additional Levels								
• FKRL3624E	36	24		1	700	Extra Level with EZ Deck	\$70.78	27
• FKRL3624W	36	24		1	700	Extra Level with Particle Board Deck	\$57.47	30
• FKRL4824E	48	24		1	700	Extra Level with EZ Deck	\$87.04	34
• FKRL4824W	48	24		1	700	Extra Level with Particle Board Deck	\$66.94	38

Color for all Fort Knox System Components is #708 Midnight Ebony [ME] bodies and posts with #721 Relay Red [RR] Doors, Drawer Fronts and Shelf Beams, All include hammertone textured finish.

• Denotes stock item

* 1.65 Safety Factor

SUPERIOR® Portable Traffic Control / Security Gates

Vertical bars 3/4" x 3/8" x 14 gauge cold-rolled channel spaced 6" on center.
 Shears (lattice bars) 3/16" x 5/8" cold-rolled flat, fitted with free floating nylon rollers.
 Body of gate anchored to 2-5/8" x 1" x 10 gauge cold-rolled carriage channels and braced with 7/8" O.D. x 14 gauge welded tubing.
 Each carriage channel fitted with two 2-1/2" ball bearing swivel casters.
 Unit retainer channel 2-9/32" x 1" x 10 gauge cold-rolled steel.
 Male lock channel 2-9/32" x 1" x 10 gauge cold-rolled steel.
 Female channel 1-7/8" x 1-5/8" x 14 gauge cold-rolled steel.
 Padlocking arrangement - standard...padlocks by others.
 Optional cylinder locking device...see pricing below.
 All steel parts are either zinc plated or powder coated.



Portable Traffic Control / Security Gates

Catalog No.	For Corridor Widths	Collapsed Size	Height	List Price	Wt.
• P601-06	3'6" to 6'0"	19" x 30"	6'6-1/2"	\$2,319.06	193
• P601-09	6'0" to 9'0"	19" x 30"	6'6-1/2"	\$2,590.53	197
• P601-12	7'0" to 12'0"	24" x 30"	6'6-1/2"	\$2,892.48	254
• P601-15	11'0" to 15'0"	30" x 30"	6'6-1/2"	\$3,189.32	311
• P601-18	13'0" to 18'0"	33" x 30"	6'6-1/2"	\$3,531.86	374
• P230	Floor Anchors Assembly			\$84.96	3.0
• P221P	Floor Anchors			\$28.59	1.0
• P167	Cylinder Locks			\$19.59	1.0

• Denotes stock item

Stock Lockers

ValueMax™ Stock Lockers

Color: Parchment [PT] and Hallowell Gray [HG]

Lockers are painted the same color throughout

ValueMax stock lockers are available to ship knock-down or fully-assembled (see page 5 for locker assembly rates).

All single tier stock lockers are supplied with one (1) hat shelf.

Doors: 16 gauge cold rolled steel, louvered. Frame: 16 gauge cold rolled steel.

Body Components: 24 gauge cold rolled steel. Please refer to product brochure for complete locker specifications.

Wardrobe Locker Handle: Single-Point thru-the-door finger pull friction catch.

Hinges: 16 gauge continuous piano hinge



Single Tier 1-Wide			
W x D x H	Catalog No.	List \$	Wt.
12x12x72	UH1228-1	\$207.77	53
12x15x72	UH1258-1	\$220.49	57
12x18x72	UH1288-1	\$238.64	60

Single Tier 3-Wide			
W x D x H	Catalog No.	List \$	Wt.
12x12x72	UH3228-1	\$567.50	147
12x15x72	UH3258-1	\$591.78	156
12x18x72	UH3288-1	\$615.44	162



Double Tier 1-Wide			
W x D x H	Catalog No.	List \$	Wt.
12x12x36	UH1228-2	\$234.20	54
12x15x36	UH1258-2	\$252.31	59
12x18x36	UH1288-2	\$265.06	62

Double Tier 3-Wide			
W x D x H	Catalog No.	List \$	Wt.
12x12x36	UH3228-2	\$646.81	149
12x15x36	UH3258-2	\$687.14	161
12x18x36	UH3288-2	\$711.47	167



Triple Tier 1-Wide			
W x D x H	Catalog No.	List \$	Wt.
12x12x24	UH1228-3	\$264.45	52
12x15x24	UH1258-3	\$275.41	56
12x18x24	UH1288-3	\$302.50	63

Triple Tier 3-Wide			
W x D x H	Catalog No.	List \$	Wt.
12x12x24	UH3228-3	\$692.55	144
12x15x24	UH3258-3	\$756.46	153
12x18x24	UH3288-3	\$823.75	171

ValueMax Stock Lockers are standard with 6" legs. To remove the legs, please add \$3.00 net per frame plus a \$150.00 net set-up and specify "No Legs" on your Purchase Order.

Specify color using the suffix below

Suffix	Description
PT	729 Parchment
HG	725 Hallowell Gray

Padlock Strike Plates for doors are optional. Refer to page 89 for pricing if required.

Premium™ Stock Wardrobe Lockers

Colors: Parchment, Hallowell Gray, Marine Blue, Maroon and Green Mist (certain sizes are limited to one or two color choices, see note below)

Lockers are painted the same color throughout except for Maroon and Green Mist lockers which include Parchment body components

Premium stock lockers are available to ship knock-down or fully-assembled (see page 5 for locker assembly rates).

All single tier stock lockers are supplied with one (1) hat shelf.

Doors: 16 gauge cold rolled steel, louvered. Frame: 16 gauge cold rolled steel.

Body Components: 24 gauge cold rolled steel. Please refer to product brochure for complete locker specifications.

Wardrobe Locker Handle: Deep drawn stainless steel recessed handle with 3-point gravity lift-type latching (2-point latching at double and triple tier).

Hinges: 16 gauge continuous piano hinge

* Available in Parchment only!

** Available in Parchment or Hallowell Gray only!



Single Tier 1-Wide			
W x D x H	Catalog No.	List \$	Wt.
12x12x60**	U1226-1	\$200.11	47
12x15x60**	U1256-1	\$213.86	51
12x18x60**	U1286-1	\$231.18	54
12x12x72	U1228-1	\$223.01	55
12x15x72	U1258-1	\$235.73	59
12x18x72	U1288-1	\$253.88	62
15x15x72**	U1558-1	\$257.27	64
15x18x72**	U1588-1	\$275.39	69
15x21x72**	U1518-1	\$291.72	74
15x24x72 *	U1548-1	\$311.64	79
18x18x72**	U1888-1	\$291.51	79
18x21x72**	U1818-1	\$309.64	83
18x24x72 *	U1848-1	\$331.34	87

Single Tier 3-Wide			
W x D x H	Catalog No.	List \$	Wt.
12x12x60**	U3226-1	\$552.50	131
12x15x60**	U3256-1	\$581.74	139
12x18x60**	U3286-1	\$621.78	146
12x12x72	U3228-1	\$613.23	153
12x15x72	U3258-1	\$637.51	162
12x18x72	U3288-1	\$661.17	168
15x15x72**	U3558-1	\$702.01	176
15x18x72**	U3588-1	\$742.42	189
15x21x72**	U3518-1	\$777.48	200
15x24x72 *	U3548-1	\$823.27	213
18x18x72**	U3888-1	\$785.23	219
18x21x72**	U3818-1	\$824.73	227
18x24x72 *	U3848-1	\$874.95	237



Double Tier 1-Wide			
W x D x H	Catalog No.	List \$	Wt.
12x12x30**	U1226-2	\$243.14	49
12x15x30**	U1256-2	\$253.26	52
12x18x30**	U1286-2	\$263.45	55
12x12x36	U1228-2	\$257.07	56
12x15x36	U1258-2	\$275.18	61
12x18x36	U1288-2	\$287.93	64
15x15x36**	U1558-2	\$294.91	67
15x18x36**	U1588-2	\$311.23	72
15x21x36**	U1518-2	\$332.94	75
15x24x36*	U1548-2	\$513.13	80

Double Tier 3-Wide			
W x D x H	Catalog No.	List \$	Wt.
12x12x30**	U3226-2	\$681.54	137
12x15x30**	U3256-2	\$700.00	144
12x18x30**	U3286-2	\$718.59	149
12x12x36	U3228-2	\$715.41	156
12x15x36	U3258-2	\$755.74	168
12x18x36	U3288-2	\$780.07	174
15x15x36**	U3558-2	\$814.95	185
15x18x36**	U3588-2	\$850.00	198
15x21x36**	U3518-2	\$998.81	255
15x24x36*	U3548-2	\$1,375.35	216



Triple Tier 1-Wide			
W x D x H	Catalog No.	List \$	Wt.
12x12x24	U1228-3	\$292.76	55
12x15x24	U1258-3	\$303.72	59
12x18x24	U1288-3	\$330.81	66

Triple Tier 3-Wide			
W x D x H	Catalog No.	List \$	Wt.
12x12x24	U3228-3	\$822.44	153
12x15x24	U3258-3	\$841.39	180
12x18x24	U3288-3	\$891.92	180

Premium Stock Lockers are standard with 6" legs. To remove the legs, please add \$3.00 net per frame plus a \$150.00 net set-up and specify "No Legs" on your Purchase Order.

Specify color using the suffix below	
Suffix	Description
PT	729 Parchment
HG	725 Hallowell Gray
GM	705 Green Mist
MN	727 Maroon
MB	707 Marine Blue

* Available in Parchment [PT] only!

** Available in Parchment [PT] or Hallowell Gray [HG] only!

Stock Lockers

Premium™ Stock Box Lockers

Colors: Parchment, Hallowell Gray, Marine Blue, Maroon and Green Mist (certain sizes are limited to two color choices, see note below)

Lockers are painted the same color throughout except for Maroon and Green Mist lockers which include Parchment body components

Premium stock lockers are available to ship knock-down or fully-assembled (see page 5 for locker assembly rates).

Box lockers do not include a shelf

Doors: 18 gauge cold rolled steel, louvered. Frame: 16 gauge cold rolled steel.

Body Components: 24 gauge cold rolled steel. Please refer to product brochure for complete locker specifications.

Box Locker Handle: Single-Point thru-the-door finger pull friction catch.

Hinges: 16 gauge continuous piano hinge

**** Available in Parchment or Hallowell Gray only!**



Five Tier 1-Wide			
W x D x H	Catalog No.	List \$	Wt.
12x12x12 **	U1226-5	\$266.15	53
12x15x12 **	U1256-5	\$275.12	59
12x18x12 **	U1286-5	\$297.89	65

Five Tier 3-Wide			
W x D x H	Catalog No.	List \$	Wt.
12x12x12 **	U3226-5	\$750.59	149
12x15x12 **	U3256-5	\$765.53	165
12x18x12 **	U3286-5	\$821.92	179



Six Tier 1-Wide			
W x D x H	Catalog No.	List \$	Wt.
12x12x12	U1228-6	\$311.18	62
12x15x12	U1258-6	\$324.30	68
12x18x12	U1288-6	\$344.96	74

Six Tier 3-Wide			
W x D x H	Catalog No.	List \$	Wt.
12x12x12	U3228-6	\$877.75	180
12x15x12	U3258-6	\$903.16	198
12x18x12	U3288-6	\$951.14	216

Sixteen Person Unit			
W x D x H	Catalog No.	List \$	Wt.
72x18x78**	U1788-16	\$985.51	228



4-Wide Wall Mount			
W x D x H	Catalog No.	List \$	Wt.
48x18x12**	U1482-4WM	\$503.98	50

Premium Stock Lockers are standard with 6" legs. To remove the legs, please add \$3.00 net per frame plus a \$150.00 net set-up and specify "No Legs" on your Purchase Order.

Specify color using the suffix below

Suffix	Description
PT	729 Parchment
HG	725 Hallowell Gray
GM	705 Green Mist
MN	727 Maroon
MB	707 Marine Blue

**** Available in Parchment [PT] or Hallowell Gray [HG] only!**

Padlock Strike Plates for box doors are optional. Refer to page 89 for pricing if required.

Ready-Built™ Stock Lockers (Ships Fully-Assembled)

Colors: Parchment, Hallowell Gray and Marine Blue
 Lockers are painted the same color throughout
 Ready-Built stock lockers ship fully-assembled including combination padlocks, escutcheon plates and padlock strike plates at box doors
 All single tier stock lockers are supplied with one (1) hat shelf.
 Doors: 16 gauge cold rolled steel, louvered. Box doors are 18 gauge. Frame: 16 gauge cold rolled steel.
 Body Components: 24 gauge cold rolled steel. Please refer to product brochure for complete locker specifications.
 Wardrobe Locker Handle: Deep drawn stainless steel recessed handle with 3-point gravity lift-type latching (2-point latching at double & triple tier).
 Box Locker Handle: Single-Point thru-the-door finger pull friction catch.
 Hinges: 16 gauge continuous piano hinge

Ready-Built lockers Ship Fully-Assembled and Include Padlocks with Escutcheon Plates or Padlock Strike Plates!



Single Tier 1-Wide			
W x D x H	Catalog No.	List \$	Wt.
12x12x72	URB1228-1A	\$300.40	56
12x15x72	URB1258-1A	\$316.31	60
12x18x72	URB1288-1A	\$338.99	63

Single Tier 3-Wide			
W x D x H	Catalog No.	List \$	Wt.
12x12x72	URB3228-1A	\$831.46	155
12x15x72	URB3258-1A	\$861.81	164
12x18x72	URB3288-1A	\$891.39	170



Double Tier 1-Wide			
W x D x H	Catalog No.	List \$	Wt.
12x12x36	URB1228-2A	\$364.62	57
12x15x36	URB1258-2A	\$387.25	62
12x18x36	URB1288-2A	\$403.19	65

Double Tier 3-Wide			
W x D x H	Catalog No.	List \$	Wt.
12x12x36	URB3228-2A	\$1,024.10	159
12x15x36	URB3258-2A	\$1,074.52	171
12x18x36	URB3288-2A	\$1,104.93	177



Triple Tier 1-Wide			
W x D x H	Catalog No.	List \$	Wt.
12x12x24	URB1228-3A	\$430.87	57
12x15x24	URB1258-3A	\$444.57	61
12x18x24	URB1288-3A	\$478.43	68

Triple Tier 3-Wide			
W x D x H	Catalog No.	List \$	Wt.
12x12x24	URB3228-3A	\$1,222.82	158
12x15x24	URB3258-3A	\$1,246.50	167
12x18x24	URB3288-3A	\$1,309.66	185



Six Tier 1-Wide			
W x D x H	Catalog No.	List \$	Wt.
12x12x12	URB1228-6A	\$522.82	65
12x15x12	URB1258-6A	\$539.21	71
12x18x12	URB1288-6A	\$565.04	77

Six Tier 3-Wide			
W x D x H	Catalog No.	List \$	Wt.
12x12x12	URB3228-6A	\$1,498.69	190
12x15x12	URB3258-6A	\$1,530.46	208
12x18x12	URB3288-6A	\$1,590.43	226

Ready-Built Stock Lockers are standard with 6" legs. To remove the legs, please add \$3.00 net per frame plus a \$150.00 net set-up and specify "No Legs" on your Purchase Order.

Combination padlocks (masterkeyed) are included with Ready-Built Lockers
 Escutcheon Plates (lock hole cover plates) are included with Ready-Built Lockers
 Padlock Strike Plates for box doors are included with Ready-Built Lockers

Specify color using the suffix below

Suffix	Description
PT	729 Parchment
HG	725 Hallowell Gray
MB	707 Marine Blue

Stock Lockers

Ready-Built II™ Stock Lockers (Ships Fully-Assembled)

Colors: Parchment, Hallowell Gray and Marine Blue

Lockers are painted the same color throughout

Ready-Built II stock lockers ship fully-assembled including combination padlocks, escutcheon plates, padlock strike plates at box doors,

Individual Slope Tops with end closures and Closed Front and Side Bases. Single tier stock lockers include a hat shelf.

Doors: 16 gauge cold rolled steel, louvered. Box doors are 18 gauge. Frame: 16 gauge cold rolled steel.

Body Components: 24 gauge cold rolled steel. Please refer to product brochure for complete locker specifications.

Wardrobe Locker Handle: Deep drawn stainless steel recessed handle with 3-point gravity lift-type latching (2-point latching at double & triple tier).

Box Locker Handle: Single-Point thru-the-door finger pull friction catch.

Hinges: 16 gauge continuous piano hinge

Ready-Built II lockers Ship Fully-Assembled and Include Individual Slope Tops, 6" Closed Metal Base, Padlocks with Escutcheon Plates or Padlock Strike Plates!



Single Tier 1-Wide			
W x D x H	Catalog No.	List \$	Wt.
12x12x72	URB1228-1ASB	\$374.99	62
12x15x72	URB1258-1ASB	\$394.04	68
12x18x72	URB1288-1ASB	\$422.72	72

Single Tier 3-Wide			
W x D x H	Catalog No.	List \$	Wt.
12x12x72	URB3228-1ASB	\$960.91	169
12x15x72	URB3258-1ASB	\$995.80	181
12x18x72	URB3288-1ASB	\$1,035.60	189



Double Tier 1-Wide			
W x D x H	Catalog No.	List \$	Wt.
12x12x36	URB1228-2ASB	\$439.21	64
12x15x36	URB1258-2ASB	\$464.98	70
12x18x36	URB1288-2ASB	\$486.92	74

Double Tier 3-Wide			
W x D x H	Catalog No.	List \$	Wt.
12x12x36	URB3228-2ASB	\$1,153.56	174
12x15x36	URB3258-2ASB	\$1,208.51	188
12x18x36	URB3288-2ASB	\$1,249.14	197



Triple Tier 1-Wide			
W x D x H	Catalog No.	List \$	Wt.
12x12x24	URB1228-3ASB	\$505.45	63
12x15x24	URB1258-3ASB	\$522.30	69
12x18x24	URB1288-3ASB	\$562.16	77

Triple Tier 3-Wide			
W x D x H	Catalog No.	List \$	Wt.
12x12x24	URB3228-3ASB	\$1,352.27	172
12x15x24	URB3258-3ASB	\$1,380.50	184
12x18x24	URB3288-3ASB	\$1,453.87	205



Six Tier 1-Wide			
W x D x H	Catalog No.	List \$	Wt.
12x12x12	URB1228-6ASB	\$597.40	72
12x15x12	URB1258-6ASB	\$616.94	79
12x18x12	URB1288-6ASB	\$648.76	87

Six Tier 3-Wide			
W x D x H	Catalog No.	List \$	Wt.
12x12x12	URB3228-6ASB	\$1,628.15	204
12x15x12	URB3258-6ASB	\$1,664.46	225
12x18x12	URB3288-6ASB	\$1,734.64	245

Ready-Built II Stock Lockers are standard with 6" legs and metal base.

Combination padlocks (masterkeyed) are included with Ready-Built II Lockers
 Escutcheon Plates (lock hole cover plates) are included with Ready-Built II Lockers
 Padlock Strike Plates for box doors are included with Ready-Built II Lockers

Specify color using the suffix below

Suffix	Description
PT	729 Parchment
HG	725 Hallowell Gray
MB	707 Marine Blue

Maintenance-Free Quiet™ Stock Lockers

Colors: Parchment [PT] and Hallowell Gray [HG](certain sizes are limited to Parchment only, see note below)

Lockers are painted the same color throughout

Maintenance-Free Quiet stock lockers are available to ship knock-down or fully-assembled (see page 5 for locker assembly rates).

All single tier stock lockers are supplied with one (1) hat shelf.

Doors: 16 gauge cold rolled steel, plain (non-louvered) with welded-in full-height door stiffener. Frame: 16 gauge cold rolled steel.

Body Components: 24 gauge cold rolled steel. Please refer to product brochure for complete locker specifications.

Wardrobe Locker Handle: Deep drawn stainless steel recessed handle with single-point thru-the-handle latching

Hinges: 16 gauge continuous piano hinge

* Available in Parchment only!



Single Tier 1-Wide			
W x D x H	Catalog No.	List \$	Wt.
12x12x72	UY1228-1	\$270.50	59
12x15x72	UY1258-1	\$283.26	63
12x18x72	UY1288-1	\$302.26	66
15x15x72	UY1558-1	\$309.24	69
15x18x72	UY1588-1	\$330.95	73
15x21x72	UY1518-1	\$348.87	77
15x24x72 *	UY1548-1	\$368.70	81
18x18x72	UY1888-1	\$346.64	79
18x21x72	UY1818-1	\$365.62	84
18x24x72 *	UY1848-1	\$403.01	88

Single Tier 3-Wide			
W x D x H	Catalog No.	List \$	Wt.
12x12x72	UY3228-1	\$755.69	165
12x15x72	UY3258-1	\$779.98	174
12x18x72	UY3288-1	\$823.05	180
15x15x72	UY3558-1	\$857.94	191
15x18x72	UY3588-1	\$909.08	201
15x21x72	UY3518-1	\$948.91	209
15x24x72 *	UY3548-1	\$994.44	219
18x18x72	UY3888-1	\$950.60	219
18x21x72	UY3818-1	\$992.64	230
18x24x72 *	UY3848-1	\$1,089.96	240



Double Tier 1-Wide			
W x D x H	Catalog No.	List \$	Wt.
12x12x36	UY1228-2	\$310.36	64
12x15x36	UY1258-2	\$325.99	67
12x18x36	UY1288-2	\$341.61	70
15x15x36	UY1558-2	\$348.66	73
15x18x36	UY1588-2	\$365.05	78
15x21x36	UY1518-2	\$387.38	83
15x24x36 *	UY1548-2	\$409.71	88
18x18x36	UY1888-2	\$426.47	86
18x21x36	UY1818-2	\$445.03	91
18x24x36 *	UY1848-2	\$481.27	95

Double Tier 3-Wide			
W x D x H	Catalog No.	List \$	Wt.
12x12x36	UY3228-2	\$875.27	180
12x15x36	UY3258-2	\$908.18	186
12x18x36	UY3288-2	\$941.12	192
15x15x36	UY3558-2	\$976.20	203
15x18x36	UY3588-2	\$1,011.46	216
15x21x36	UY3518-2	\$1,064.47	227
15x24x36 *	UY3548-2	\$1,117.47	238
18x18x36	UY3888-2	\$1,169.52	240
18x21x36	UY3818-2	\$1,208.25	264
18x24x36 *	UY3848-2	\$1,301.62	288



Triple Tier 1-Wide			
W x D x H	Catalog No.	List \$	Wt.
12x12x24	UY1228-3	\$360.99	61
12x15x24	UY1258-3	\$371.94	65
12x18x24	UY1288-3	\$396.35	69

Triple Tier 3-Wide			
W x D x H	Catalog No.	List \$	Wt.
12x12x24	UY3228-3	\$1,027.14	171
12x15x24	UY3258-3	\$1,046.16	180
12x18x24	UY3288-3	\$1,105.32	189

Maintenance-Free Quiet Stock Lockers are standard with 6" legs. To remove the legs, please add \$3.00 net per frame plus a \$150.00 net set-up and specify "No Legs" on your Purchase Order.

Specify color using the suffix below	
Suffix	Description
PT	729 Parchment
HG	725 Hallowell Gray

* Available in Parchment [PT] only!

Stock Lockers

Safety-View™ Stock Wardrobe Lockers

Color: Parchment [PT]

Lockers are painted the same color throughout

Safety-View & Safety-View Plus stock lockers are available to ship knock-down or fully-assembled (see page 5 for locker assembly rates).

All single tier stock lockers are supplied with one (1) hat shelf.

Wardrobe Doors: 16 gauge cold rolled steel with clear polycarbonate insert. Box doors are all polycarbonate. Frame: 16 gauge cold rolled steel.

Body Components: 24 gauge cold rolled steel. Please refer to product brochure for complete locker specifications.

Wardrobe Locker Handle: Deep drawn stainless steel recessed handle with 3-point gravity lift-type latching (2-point latching at double & triple tier).

Box Locker Handle: Single-Point thru-the-door finger pull friction catch.

Hinges: 16 gauge continuous piano hinge



Single Tier 1-Wide			
W x D x H	Catalog No.	List \$	Wt.
12x12x72	USV1228-1	\$307.54	55
12x15x72	USV1258-1	\$320.26	59
12x18x72	USV1288-1	\$338.41	62

Single Tier 3-Wide			
W x D x H	Catalog No.	List \$	Wt.
12x12x72	USV3228-1	\$866.81	153
12x15x72	USV3258-1	\$891.09	162
12x18x72	USV3288-1	\$914.75	168



Double Tier 1-Wide			
W x D x H	Catalog No.	List \$	Wt.
12x12x36	USV1228-2	\$344.79	56
12x15x36	USV1258-2	\$362.90	61
12x18x36	USV1288-2	\$375.65	64

Double Tier 3-Wide			
W x D x H	Catalog No.	List \$	Wt.
12x12x36	USV3228-2	\$978.56	156
12x15x36	USV3258-2	\$1,018.89	168
12x18x36	USV3288-2	\$1,043.22	174



Triple Tier 1-Wide			
W x D x H	Catalog No.	List \$	Wt.
12x12x24	USV1228-3	\$383.66	55
12x15x24	USV1258-3	\$394.63	59
12x18x24	USV1288-3	\$421.72	66

Triple Tier 3-Wide			
W x D x H	Catalog No.	List \$	Wt.
12x12x24	USV3228-3	\$1,095.17	153
12x15x24	USV3258-3	\$1,114.11	162
12x18x24	USV3288-3	\$1,181.41	180



ADA Unit 1-Wide			
W x D x H	Catalog No.	List \$	Wt.
12x12x12/36	USVP1228ADA	\$371.40	64
12x15x12/36	USVP1258ADA	\$382.08	67
12x18x12/36	USVP1288ADA	\$408.25	70

ADA Unit 3-Wide			
W x D x H	Catalog No.	List \$	Wt.
12x12x12/36	USVP3228ADA	\$1,000.68	182
12x15x12/36	USVP3258ADA	\$1,018.00	190
12x18x12/36	USVP3288ADA	\$1,079.47	198

Safety-View & Safety-View Plus Stock Lockers are standard with 6" legs. To remove the legs, please add \$3.00 net per frame plus a \$150.00 net set-up and specify "No Legs" on your Purchase Order. 4-Wide Wall Mount does not include legs.

Padlock Strike Plates for box doors are optional. Refer to page 89 for pricing if required.

Safety-View and Safety-View Plus lockers are available from stock in Parchment [PT]

Safety-View™ Plus Stock Box Lockers

Color: Parchment [PT]

Lockers are painted the same color throughout

Safety-View Plus stock lockers are available to ship knock-down or fully-assembled (see page 5 for locker assembly rates).

Box doors are all polycarbonate.

Body Components: 24 gauge cold rolled steel. Please refer to product brochure for complete locker specifications.

Frame: 16 gauge cold rolled steel.

Box Locker Handle: Single-Point thru-the-door finger pull friction catch.

Hinges: 16 gauge continuous piano hinge



Four Tier 1-Wide			
W x D x H	Catalog No.	List \$	Wt.
12x12x18	USVP1228-4	\$377.47	62
12x15x18	USVP1258-4	\$389.55	64
12x18x18	USVP1288-4	\$409.34	67

Four Tier 3-Wide			
W x D x H	Catalog No.	List \$	Wt.
12x12x18	USVP3228-4	\$1,076.59	175
12x15x18	USVP3258-4	\$1,098.88	181
12x18x18	USVP3288-4	\$1,144.28	188



Five Tier 1-Wide			
W x D x H	Catalog No.	List \$	Wt.
12x12x12	USVP1226-5	\$336.95	53
12x15x12	USVP1256-5	\$345.92	59
12x18x12	USVP1286-5	\$368.70	65

Five Tier 3-Wide			
W x D x H	Catalog No.	List \$	Wt.
12x12x12	USVP3226-5	\$963.02	149
12x15x12	USVP3256-5	\$977.95	165
12x18x12	USVP3286-5	\$1,034.35	179



Six Tier 1-Wide			
W x D x H	Catalog No.	List \$	Wt.
12x12x12	USVP1228-6	\$396.14	64
12x15x12	USVP1258-6	\$409.26	67
12x18x12	USVP1288-6	\$429.92	70

Six Tier 3-Wide			
W x D x H	Catalog No.	List \$	Wt.
12x12x12	USVP3228-6	\$1,132.63	182
12x15x12	USVP3258-6	\$1,158.04	190
12x18x12	USVP3288-6	\$1,206.02	198



Sixteen Person Unit			
W x D x H	Catalog No.	List \$	Wt.
72x18x78	USVP1788-16	\$1,212.07	180

4-Wide Wall Mount Unassembled			
W x D x H	Catalog No.	List \$	Wt.
48x18x14-3/4	USVP1482-4WM	\$560.62	50



Safety-View & Safety-View Plus Stock Lockers are standard with 6" legs. To remove the legs, please add \$3.00 net per frame plus a \$150.00 net set-up and specify "No Legs" on your Purchase Order. 4-Wide Wall Mount does not include legs.

Padlock Strike Plates for box doors are optional. Refer to page 89 for pricing if required.

Safety-View Plus lockers are available from stock in Parchment [PT]

Stock Lockers



DigiTech™ Safety-View™ Plus Stock Lockers

Color: Parchment [PT]

Lockers are painted the same color throughout

Safety-View Plus stock lockers are available to ship knock-down or fully-assembled (see page 5 for locker assembly rates).

All single tier stock lockers are supplied with one (1) hat shelf.

Box doors are all polycarbonate.

Body Components: 24 gauge cold rolled steel. Please refer to product brochure for complete locker specifications.

Frame: 16 gauge cold rolled steel.

Box Locker Handle: Lock serves as handle

Hinges: 16 gauge continuous piano hinge



User-Programmable Electronic Lock

Four Tier 1-Wide			
W x D x H	Catalog No.	List \$	Wt.
12x12x78	UESVP1228-4	\$1,056.91	66
12x15x78	UESVP1258-4	\$1,068.98	68
12x18x78	UESVP1288-4	\$1,088.79	71

Four Tier 3-Wide			
W x D x H	Catalog No.	List \$	Wt.
12x12x78	UESVP3228-4	\$3,114.92	187
12x15x78	UESVP3258-4	\$3,137.21	193
12x18x78	UESVP3288-4	\$3,182.61	200



Six Tier 1-Wide			
W x D x H	Catalog No.	List \$	Wt.
12x12x72	UESVP1228-6PT	\$1,415.31	70
12x15x72	UESVP1258-6PT	\$1,428.42	73
12x18x72	UESVP1288-6PT	\$1,449.09	76

Six Tier 3-Wide			
W x D x H	Catalog No.	List \$	Wt.
12x12x72	UESVP3228-6PT	\$4,190.12	200
12x15x72	UESVP3258-6PT	\$4,215.53	208
12x18x72	UESVP3288-6PT	\$4,263.51	216



Sixteen Person Unit			
W x D x H	Catalog No.	List \$	Wt.
72x18x72	UESVP1788-16PT	\$3,929.83	196



4-Wide Wall Mount Unassembled			
W x D x H	Catalog No.	List \$	Wt.
48x18x14-3/4	UESVP1482-4WM-PT	\$1,240.06	54



DigiTech™ Electronic Access Stock Lockers

Color: Parchment [PT]

Lockers are painted the same color throughout

DigiTech stock lockers are available to ship knock-down or fully-assembled (see page 5 for locker assembly rates).

All single tier stock lockers are supplied with one (1) hat shelf.

Doors: 16 gauge cold rolled steel, louvered. Box doors are 18 gauge. Frame: 16 gauge cold rolled steel.

Body Components: 24 gauge cold rolled steel. Please refer to product brochure for complete locker specifications.

Locker Handle: Digital electronic lockers include rotating integral door pull. Locks ship in day-use (shared use) mode.

Hinges: 16 gauge continuous piano hinge

**Hallowell
DigiTech
Electronic
Locks
Included**


Locker Lock Ships Pre-Programmed for Day-Use (Shared-Use) Mode Can be Changed to Permanent Use Mode by Management



Single Tier 1-Wide			
W x D x H	Catalog No.	List \$	Wt.
12x12x72	UEL1228-1	\$392.87	56
12x15x72	UEL1258-1	\$405.60	60
12x18x72	UEL1288-1	\$423.74	63

Single Tier 3-Wide			
W x D x H	Catalog No.	List \$	Wt.
12x12x72	UEL3228-1	\$1,122.81	156
12x15x72	UEL3258-1	\$1,147.09	165
12x18x72	UEL3288-1	\$1,170.75	171



Double Tier 1-Wide			
W x D x H	Catalog No.	List \$	Wt.
12x12x36	UEL1228-2	\$596.79	58
12x15x36	UEL1258-2	\$614.90	63
12x18x36	UEL1288-2	\$627.65	66

Double Tier 3-Wide			
W x D x H	Catalog No.	List \$	Wt.
12x12x36	UEL3228-2	\$1,734.57	162
12x15x36	UEL3258-2	\$1,774.90	174
12x18x36	UEL3288-2	\$1,799.23	180



Triple Tier 1-Wide			
W x D x H	Catalog No.	List \$	Wt.
12x12x24	UEL1228-3	\$802.34	58
12x15x24	UEL1258-3	\$813.30	62
12x18x24	UEL1288-3	\$840.39	69

Triple Tier 3-Wide			
W x D x H	Catalog No.	List \$	Wt.
12x12x24	UEL3228-3	\$2,351.19	162
12x15x24	UEL3258-3	\$2,370.13	171
12x18x24	UEL3288-3	\$2,437.43	189



Six Tier 1-Wide			
W x D x H	Catalog No.	List \$	Wt.
12x12x12	UEL1228-6	\$1,330.35	68
12x15x12	UEL1258-6	\$1,343.47	74
12x18x12	UEL1288-6	\$1,364.12	80

Six Tier 3-Wide			
W x D x H	Catalog No.	List \$	Wt.
12x12x12	UEL3228-6	\$3,935.24	198
12x15x12	UEL3258-6	\$3,960.65	216
12x18x12	UEL3288-6	\$4,008.63	234

DigiTech Stock Lockers are standard with 6" legs. To remove the legs, please add \$3.00 net per frame plus a \$150.00 net set-up and specify "No Legs" on your Purchase Order.

Digital Electronic Locks are included

Stock Lockers

Medsafe™ Antimicrobial Stock Lockers

Color: Platinum Antimicrobial [PL-AM] Finish
 Lockers are painted the same color throughout
 MedSafe stock lockers are available to ship knock-down or fully-assembled (see page 5 for locker assembly rates).
 All single tier stock lockers are supplied with one (1) hat shelf.
 Doors: 16 gauge cold rolled steel, louvered. Box doors are 18 gauge. Frame: 16 gauge cold rolled steel.
 Body Components: 24 gauge cold rolled steel. Please refer to product brochure for complete locker specifications.
 Wardrobe Locker Handle: Deep drawn stainless steel recessed handle with 3-point gravity lift-type latching (2-point latching at double tier).
 Hinges: 16 gauge continuous piano hinge



**Antimicrobial
Lockers!**



Single Tier 1-Wide			
W x D x H	Catalog No.	List \$	Wt.
12x18x72	UMS1288-1	\$330.04	62
15x18x72	UMS1588-1	\$358.00	69
18x18x72	UMS1888-1	\$378.97	79

Single Tier 3-Wide			
W x D x H	Catalog No.	List \$	Wt.
12x18x72	UMS3288-1	\$859.52	168
15x18x72	UMS3588-1	\$965.15	189
18x18x72	UMS3888-1	\$1,020.80	219



Double Tier 1-Wide			
W x D x H	Catalog No.	List \$	Wt.
12x18x36	UMS1288-2	\$374.31	64
15x18x36	UMS1588-2	\$404.60	72

Double Tier 3-Wide			
W x D x H	Catalog No.	List \$	Wt.
12x18x36	UMS3288-2	\$1,014.09	174
15x18x36	UMS3588-2	\$1,105.00	198

Medsafe Stock Lockers are standard with 6" legs. To remove the legs, please add \$3.00 net per frame plus a \$150.00 net set-up and specify "No Legs" on your Purchase Order.

Cell Phone / Tablet Lockers

Color: Platinum
 Lockers are painted same color throughout
 Cell Phone/Tablet Lockers ship fully-assembled
 All components 20 gauge cold rolled steel. Please refer to product brochure for full specifications
 Hinges: 16 gauge continuous piano hinge
 Clear locker opening is 7-1/2" x 11" x 5-1/2"



Available with:

- Key Lock
- Padlock Hasp
- Electronic Lock



Locker Type	Overall			Weight Each	Item No.	List Price
	W (in.)	H (in.)	D (in.)			
Prepared for Padlocks (by others)						
1 Wide, 5 Openings	9	30 1/2	12	24	UCTL192(30)-5A-PL	\$207.27
3 Wide, 15 Opening	27	30 1/2	12	82	UCTL392(30)-5A-PL	\$684.93
With Key Lock						
1 Wide, 5 Openings	9	30 1/2	12	24	UCTL192(30)-5A-K-PL	\$374.40
3 Wide, 15 Opening	27	30 1/2	12	82	UCTL392(30)-5A-K-PL	\$1,186.35
Control Key for Key Lock				0.1	C8052-MK	\$19.86
With DigiTech Electronic Lock						
1 Wide, 5 Openings	9	30 1/2	12	27	UCTL192(30)-5A-E-PL	\$968.69
3 Wide, 15 Opening	27	30 1/2	12	91	UCTL392(30)-5A-E-PL	\$2,969.20
Control Key for Key Lock				0.1	3780727K	\$8.57

Laptop/Backpack Stock Lockers

Color: Platinum (PL). Lockers are painted the same color throughout
 Laptop/Backpack lockers are available to ship knock-down or fully-assembled (see page 5 for assembly rates).
 All lockers openings include one shelf and channels for concealing after-market wiring.
 Doors: 14 gauge cold rolled sheet steel, plain. Frame: 16 gauge cold rolled sheet steel.
 Body: 16 gauge cold rolled sheet steel with 18 gauge back. Sides are diamond perforated. Refer to product brochure for complete specifications.
 Handle: Included Hallowell DigiTech locks serves as handle.
 Hinges: 16 gauge continuous piano hinge.

Shelves: 1 fixed hat shelf
 Warranty: 2 years



Triple Tier 1-Wide			
W x D x H	Catalog No.	List \$	Wt.
15x18x24	UELBP1588-3PL	\$1,349.09	150
15x21x24	UELBP1518-3PL	\$1,378.37	156
18x18x24	UELBP1888-3PL	\$1,378.38	156
18x21x24	UELBP1818-3PL	\$1,409.12	164

Triple Tier 3-Wide			
W x D x H	Catalog No.	List \$	Wt.
15x18x24	UELBP3588-3PL	\$3,811.12	389
15x21x24	UELBP3518-3PL	\$3,887.15	405
18x18x24	UELBP3888-3PL	\$3,887.16	405
18x21x24	UELBP3818-3PL	\$3,967.01	427



Four Tier 1-Wide			
W x D x H	Catalog No.	List \$	Wt.
15x18x18	UELBP1588-4PL	\$1,420.09	159
15x21x18	UELBP1518-4PL	\$1,450.91	165
18x18x18	UELBP1888-4PL	\$1,450.92	165
18x21x18	UELBP1818-4PL	\$1,483.28	173

Four Tier 3-Wide			
W x D x H	Catalog No.	List \$	Wt.
15x18x18	UELBP3588-4PL	\$4,011.70	417
15x21x18	UELBP3518-4PL	\$4,091.73	433
18x18x18	UELBP3888-4PL	\$4,091.74	433
18x21x18	UELBP3818-4PL	\$4,175.79	455

Stock Lockers

Kid, Teen & Home Team Lockers

Colors: Kid/Teen - 7 Bright kid-friendly colors (See Below) - Home Team Lockers available in 5 color combinations (See Below)
 Kid/Teen Lockers are painted the same color throughout - Home Team Lockers have body/frame one color and door another color
 Kid, Teen and Home Team *stock* lockers ship knock-down
 Teen & Home Team lockers include Hat Shelf
 Doors: 16 gauge cold rolled steel, louvered (Teen) and diamond perforated (Home Team). Frame: 16 gauge cold rolled steel.
 Body Components: 24 gauge cold rolled steel. Please refer to product brochure for complete locker specifications.
 Handle: Deep drawn stainless steel recessed handle with 2-point gravity lift-type latching
 Hinges: 16 gauge continuous piano hinge



Kid Locker

Kid Locker - Single Tier 1-Wide			
W x D x H	Catalog No.	List \$	Wt.
15x15x24	HKL1515(24)-1	\$181.52	20



Teen Locker

Teen Locker - Single Tier 1-Wide			
W x D x H	Catalog No.	List \$	Wt.
15x15x48	HKL151548-1	\$249.15	50

Kid & Teen Locker Colors	
Specify color using the suffix below	
Suffix	Description
BG	1133 Bubble Gum (Pink)
GS	717 Grandslam (Blue)
HP	728 Hoop (Orange)
RR	721 Relay Red (Red)
SA	1134 Sour Apple (Green)
PR	720 Pep Rally (Purple)
TY	723 Trophy (Yellow)



Home Team Locker

Home Team Locker - Single Tier 1-Wide			
W x D x H	Catalog No.	List \$	Wt.
15x15x48	HTL151548-1	\$264.98	50

Home Team Locker Colors		
Specify color using the suffix below		
Suffix	Body/Frame	Door
JH	Dark Blue	Orange
MT	Black	Yellow
GR	Blue	Red
RS	Red	White
JP	Dark Blue	Light Gray

Lockers include special top cap to eliminate sharp corners
 Kid & Teen lockers are standard without legs



Teen Lockers

Kid Lockers



Home Team Lockers

Galvanite™ Corrosion Resistant Stock Lockers

Color: Parchment [PT]

Lockers are painted the same color throughout

Galvanite stock lockers are available to ship knock-down or fully-assembled (see page 5 for locker assembly rates).

All single tier stock lockers are supplied with one (1) hat shelf.

Doors: 16 gauge galvaneal corrosion resistant steel, louvered. Box doors are 18 gauge. Frame: 16 gauge galvaneal corrosion resistant steel.

Body Components: 24 gauge galvaneal corrosion resistant steel. Please refer to product brochure for complete locker specifications.

Wardrobe Locker Handle: Deep drawn stainless steel recessed handle with 3-point gravity lift-type latching (2-point latching at double and triple tier).

Box Locker Handle: Single-Point thru-the-door finger pull friction catch.

Hinges: 16 gauge continuous piano hinge



Single Tier 1-Wide			
W x D x H	Catalog No.	List \$	Wt.
12x12x72	U1228-1G	\$278.76	55
12x15x72	U1258-1G	\$294.67	59
12x18x72	U1288-1G	\$317.36	62

Single Tier 3-Wide			
W x D x H	Catalog No.	List \$	Wt.
12x12x72	U3228-1G	\$766.54	153
12x15x72	U3258-1G	\$796.88	162
12x18x72	U3288-1G	\$826.47	168



Double Tier 1-Wide			
W x D x H	Catalog No.	List \$	Wt.
12x12x36	U1228-2G	\$321.33	56
12x15x36	U1258-2G	\$343.98	61
12x18x36	U1288-2G	\$359.82	66

Double Tier 3-Wide			
W x D x H	Catalog No.	List \$	Wt.
12x12x36	U3228-2G	\$894.26	156
12x15x36	U3258-2G	\$944.68	168
12x18x36	U3288-2G	\$954.12	174



Triple Tier 1-Wide			
W x D x H	Catalog No.	List \$	Wt.
12x12x24	U1228-3G	\$365.95	55
12x15x24	U1258-3G	\$379.65	59
12x18x24	U1288-3G	\$413.51	55

Triple Tier 3-Wide			
W x D x H	Catalog No.	List \$	Wt.
12x12x24	U3228-3G	\$1,028.06	153
12x15x24	U3258-3G	\$1,051.73	180
12x18x24	U3288-3G	\$1,135.85	153



Six Tier 1-Wide			
W x D x H	Catalog No.	List \$	Wt.
12x12x12	U1228-6G	\$388.99	62
12x15x12	U1258-6G	\$405.38	68
12x18x12	U1288-6G	\$431.20	74

Six Tier 3-Wide			
W x D x H	Catalog No.	List \$	Wt.
12x12x12	U3228-6G	\$1,096.82	180
12x15x12	U3258-6G	\$1,128.59	198
12x18x12	U3288-6G	\$1,188.93	216

Galvanite Stock Lockers are standard with 6" legs. To remove the legs, please add \$3.00 net per frame plus a \$150.00 net set-up and specify "No Legs" on your Purchase Order.

Padlock Strike Plates for box doors are optional. Refer to page 89 for pricing if required.

Stock Lockers

Stainless Steel Stock Lockers

Color: Unpainted #304 Stainless Steel

Stainless Steel stock lockers are available to ship knock-down or fully-assembled (see page 5 for locker assembly rates).

All single tier stock lockers are supplied with one (1) hat shelf.

Doors: 16 gauge 304 stainless steel, louvered. Frame: 16 gauge 304 stainless steel.

Body: 24 gauge solid 304 stainless steel. Refer to product brochure for complete specifications.

Wardrobe Locker Handle: Drawn stainless steel recessed handle with 3-point gravity lift-type latching (2-point latching at double tier).

Box Locker Handle: Single-Point thru-the-handle padlock hasp/finger pull.

Hinges: 2 1/2" (5) Knuckle, Stainless Steel



Single Tier 1-Wide			
W x D x H	Catalog No.	List \$	Wt.
12x18x72	USS1288-1	\$1,240.32	62
18x18x72	USS1888-1	\$1,482.74	79

Single Tier 3-Wide			
W x D x H	Catalog No.	List \$	Wt.
12x18x72	USS3288-1	\$3,338.02	168
18x18x72	USS3888-1	\$4,078.61	219



Double Tier 1-Wide			
W x D x H	Catalog No.	List \$	Wt.
12x18x36	USS1288-2	\$1,281.66	64
18x18x36	USS1888-2	\$1,532.04	79

Double Tier 3-Wide			
W x D x H	Catalog No.	List \$	Wt.
12x18x36	USS3288-2	\$3,461.86	174
18x18x36	USS3888-2	\$4,226.35	219



Six Tier 1-Wide			
W x D x H	Catalog No.	List \$	Wt.
12x18x12	USS1288-6	\$1,423.08	74
18x18x12	USS1888-6	\$1,770.19	96

Six Tier 3-Wide			
W x D x H	Catalog No.	List \$	Wt.
12x18x12	USS3288-6	\$3,886.13	216
18x18x12	USS3888-6	\$4,940.78	270

Stainless Steel Accessories - Base					
W	D	H	Catalog No.	List \$	Wt.
Front Base					
12	-	6	KCFB1206S	\$30.08	1.4
18	-	6	KCFB1806S	\$44.59	2.1
Side Base					
-	18	6	KCSB1806S	\$45.12	1.3

Stainless Steel Accessories - Coat Rods			
Width	Catalog No.	List \$	Wt.
12"	SSCR12	\$34.30	1
18"	SSCR18	\$50.81	1.5

Stainless Steel Accessories - Slope Tops					
W	D	H	Catalog No.	List \$	Wt.
Individual Slope Tops					
12	18	6	KISTT1218SS	\$94.95	3.8
18	18	6	KISTT1818SS	\$110.79	5.4
Individual Slope Top End Closures					
-	8	6	KISE18SS	\$53.06	0.8

Stainless Steel Stock Lockers are standard with 6" legs.

To remove the legs, please add \$3.00 net per frame plus a \$150.00 net set-up and specify "No Legs" on your Purchase Order.

AquaMax™ Solid Plastic Stock Lockers (Ships Fully-Assembled)

Color: Taupe with Taupe Doors, and Taupe with Blue Doors
 AquaMax plastic stock lockers ship fully-assembled
 All single tier stock lockers are supplied with two (2) hat shelves. (1 upper, 1 lower)
 Doors: 1/2" thick high density polyethylene (HDPE)
 Body Components: 3/8" thick high density polyethylene (HDPE). Please refer to product brochure for complete locker specifications.
 Wardrobe Locker Handle: Projecting plastic lift handle with multi-point latching. Padlock Only
 Box Locker Handle: Single-Point thru-the-door latch with pull. Padlock Only
 Hinges: Continuous aluminum hinge with stainless steel pin

Door Over Body Frameless Design



Single Tier 1-Wide			
W x D x H	Catalog No.	List \$	Wt.
12x18x72	HPL1282-1A	\$1,053.09	67



Double Tier 1-Wide			
W x D x H	Catalog No.	List \$	Wt.
12x18x36	HPL1282-2A	\$1,085.06	68

Space Cube			
W x D x H	Catalog No.	List \$	Wt.
12x18x12	HSC1282-1A	\$390.03	22



SpaceCube Modular Lockers can be attached side-by-side, top-to-bottom or back-to-back



Triple Tier 1-Wide			
W x D x H	Catalog No.	List \$	Wt.
12x18x24	HPL1282-3A	\$1,131.18	72



Six Tier 1-Wide			
W x D x H	Catalog No.	List \$	Wt.
12x18x12	HPL1282-6A	\$1,199.35	87



Z-Tier 1-Wide			
W x D x H	Catalog No.	List \$	Wt.
12x18x48	HPL1282-ZA	\$1,250.39	73

Specify color using the suffix below	
Suffix	Description
TE	Taupe with Taupe Doors
TB	Taupe with Blue Doors

AquaMax Plastic Lockers are standard without legs. Plastic stock lockers are prepared for padlocks only.

Stock Lockers

MedSafe™ AquaMax™ Solid Plastic Stock Lockers (Ships Fully-Assembled)

Color: White

AquaMax plastic stock lockers ship fully-assembled

All single tier stock lockers are supplied with two (2) hat shelves. (1 upper, 1 lower)

Doors: 1/2" thick high density polyethylene (HDPE)

Body Components: 3/8" thick high density polyethylene (HDPE). Please refer to product brochure for complete locker specifications.

Wardrobe Locker Handle: Projecting plastic lift handle with multi-point latching. Padlock Only

Antimicrobial additive helps prevent microbes for up to 20 years

Hinges: Continuous aluminum hinge with stainless steel pin



*Antimicrobial
Plastic
Lockers*



Single Tier 1-Wide

W x D x H	Catalog No.	List \$	Wt.
12x18x72	MSPL1282-1A	\$1,434.54	67

Double Tier 1-Wide

W x D x H	Catalog No.	List \$	Wt.
12x18x36	MSPL1282-2A	\$1,479.22	68

Z-Tier 1-Wide

W x D x H	Catalog No.	List \$	Wt.
12x18x48	MSPL1282-ZA	\$1,704.50	73

AquaMax Plastic Lockers are standard without legs.
Plastic stock lockers are prepared for padlocks only.

Cubix™ Modular Lockers

Colors - Safety-View Plus, Solid, and Ventilated: Platinum [PL], Midnight Ebony [ME], Marine Blue [MB]

Colors - Louvered: Relay Red [RR]

Body Construction: Knock-Down (KD) 16 gauge cold rolled steel

Doors: 18 gauge cold rolled steel, or HDPE for Safety-View Plus (See below for door options)

Hinges: Continuous piano hinge

Latching: Single-Point latching

Door	W x D x H	Catalog No.	List \$	Wt.
● Diamond Perforated Door, Padlockable	12x12x12	HC121212-1DP	\$105.56	17
● Solid Door, Padlockable	12x12x12	HC121212-1PL	\$105.56	17
● Safety-View Plus, Padlockable	12x12x12	HC121212-1SVP	\$111.18	16
● Diamond Perforated Door, w/built-in key lock	12x12x12	HC121212-1DP-K	\$128.44	16
● Solid Door, w/built-in key lock	12x12x12	HC121212-1PL-K	\$128.44	17
● Safety-View Plus, w/built-in key lock	12x12x12	HC121212-1SVP-K	\$134.06	17
●● Louvered Door, Padlockable	12x18x12	HC121812-1LV	\$117.22	22
●● Louvered Door, w/built-in key lock	12x18x12	HC121812-1LV-K	\$140.10	22



Safety-View Plus



Solid



Ventilated



Louvered

- Denotes stock item in 707 Marine Blue [MB], 708 Midnight Ebony (black) [ME], or 711 Platinum [PL]
- Denotes stock item in 721 Relay Red [RR]

Versamax™ Phenolic Wardrobe and Box Lockers (Ships Fully-Assembled)

Color: Figured Annigre
 Phenolic construction
 Sides and backs are 5/16" thick. Tops, bottoms and shelves are 3/8" thick.
 Doors are 1/2" thick.
 Frameless design maximizes clear opening
 20 Year Warranty
 Phenolic's unique non-porous surface eliminates the ability for mold, bacteria and mildew to grow making it ideal for wet areas.
 Graffiti resistant, water resistant and easy to clean. Prepared for padlock (not included), electronic lock, or key lock (included).



Single Tier 1-Wide				
	W x D x H	Catalog No.	List \$	Wt.
Padlock Ready	12x18x72	PHL1282-1A	\$1,294.10	104
Key Lock	12x18x72	PHL1282-1A-K	\$1,312.39	104
Electronic Lock	12x18x72	PHL1282-1A-E	\$1,477.00	104



Double Tier 1-Wide				
	W x D x H	Catalog No.	List \$	Wt.
Padlock Ready	12x18x36	PHL1282-2A	\$1,355.18	105
Key Lock	12x18x36	PHL1282-2A-K	\$1,391.76	105
Electronic Lock	12x18x36	PHL1282-2A-E	\$1,720.98	105



Six Tier 1-Wide				
	W x D x H	Catalog No.	List \$	Wt.
Padlock Ready	12x18x12	PHL1282-6A	\$1,796.54	135
Key Lock	12x18x12	PHL1282-6A-K	\$1,906.28	135
Electronic Lock	12x18x12	PHL1282-6A-E	\$2,893.94	135



Z-Tier 1-Wide				
	W x D x H	Catalog No.	List \$	Wt.
Padlock Ready	12x18x42	PHL1282-ZA	\$1,516.15	113
Key Lock	12x18x42	PHL1282-ZA-K	\$1,552.72	113
Electronic Lock	12x18x42	PHL1282-ZA-E	\$1,881.93	113

Versamax Phenolic Lockers are standard without legs

Stock Lockers

Heavy-Duty Ventilated (HDV) Stock Lockers

Color: Parchment and Hallowell Gray

Lockers are painted the same color throughout

HDV stock lockers are available to ship knock-down or fully-assembled (see page 5 for locker assembly rates).

All single tier stock lockers are supplied with one (1) hat shelf.

Doors: 14 gauge cold rolled steel, diamond perforated. Frame: 16 gauge cold rolled steel.

Body: 16 gauge cold rolled steel with 18 ga. back, sides are diamond perforated. Refer to product brochure for complete specifications.

Wardrobe Locker Handle: Deep drawn stainless steel recessed handle with 3-point gravity lift-type latching (2-point latching at double tier).

Box Locker Handle: Single-Point thru-the-door finger pull friction catch.

Hinges: 16 gauge continuous piano hinge



Single Tier 1-Wide			
W x D x H	Catalog No.	List \$	Wt.
12x12x78	U1228-1HDV	\$350.91	80
12x15x78	U1258-1HDV	\$376.09	89
12x18x78	U1288-1HDV	\$410.44	97
15x15x78	U1558-1HDV	\$407.60	99
15x18x78	U1588-1HDV	\$433.60	107
15x21x78	U1518-1HDV	\$474.61	117
18x18x78	U1888-1HDV	\$447.42	120
18x21x78	U1818-1HDV	\$509.84	131

Single Tier 3-Wide			
W x D x H	Catalog No.	List \$	Wt.
12x12x78	U3228-1HDV	\$920.16	210
12x15x78	U3258-1HDV	\$962.54	229
12x18x78	U3288-1HDV	\$1,044.93	246
15x15x78	U3558-1HDV	\$1,057.07	259
15x18x78	U3588-1HDV	\$1,118.09	276
15x21x78	U3518-1HDV	\$1,191.82	299
18x18x78	U3888-1HDV	\$1,220.22	315
18x21x78	U3818-1HDV	\$1,282.07	341



Double Tier 1-Wide			
W x D x H	Catalog No.	List \$	Wt.
12x12x36	U1228-2HDV	\$408.81	82
12x15x36	U1258-2HDV	\$433.96	91
12x18x36	U1288-2HDV	\$464.25	99
15x15x36	U1558-2HDV	\$456.11	101
15x18x36	U1588-2HDV	\$482.99	109
15x21x36	U1518-2HDV	\$521.63	118
18x18x36	U1888-2HDV	\$506.82	123
18x21x36	U1818-2HDV	\$547.31	134

Double Tier 3-Wide			
W x D x H	Catalog No.	List \$	Wt.
12x12x36	U3228-2HDV	\$1,123.51	216
12x15x36	U3258-2HDV	\$1,136.17	235
12x18x36	U3288-2HDV	\$1,214.84	252
15x15x36	U3558-2HDV	\$1,202.62	265
15x18x36	U3588-2HDV	\$1,274.03	282
15x21x36	U3518-2HDV	\$1,989.40	308
18x18x36	U3888-2HDV	\$1,349.28	324
18x21x36	U3818-2HDV	\$1,618.69	350



Six Tier 1-Wide			
W x D x H	Catalog No.	List \$	Wt.
12x12x12	U1228-6HDV	\$463.47	94
12x15x12	U1258-6HDV	\$495.82	109
12x18x12	U1288-6HDV	\$528.16	117

Six Tier 3-Wide			
W x D x H	Catalog No.	List \$	Wt.
12x12x12	U3228-6HDV	\$1,257.82	252
12x15x12	U3258-6HDV	\$1,321.74	289
12x18x12	U3288-6HDV	\$1,416.70	306

HDV Stock Lockers are standard with 6" legs. To remove the legs, please add \$3.00 net per frame plus a \$150.00 net set-up and specify "No Legs" on your Purchase Order.

Specify color using the suffix below	
Suffix	Description
PT	729 Parchment
HG	725 Hallowell Gray

Padlock Strike Plates for box doors are optional. Refer to page 89 for pricing if required.

Open-Front KD Gear Stock Lockers

Color: 721 Relay Red [RR], and 717 Grand Slam (blue) [GS]
 Lockers are painted the same color throughout
 Open-Front KD Sport lockers are available to ship knock-down or fully assembled (see page 5 for locker assembly rates)
 Security Box Door: 14 gauge cold rolled sheet steel
 Body Components: 16 gauge body with 18 gauge back. Please refer to product brochure for complete locker specifications.
 Security Box Handle: Thru-the-door friction catch door pull with padlock hasp
 Hinges: 16 gauge continuous piano hinge
 Includes 1/2" diameter Coat Rod
 Furnished as one-wide units



Base Model

w/Upper Security Box

w/Lower Foot Locker

w/Security Box and Foot Locker

Base Model			
W x D x H	Catalog No.	List \$	Wt.
24 x 18 x 72	KSN482-1C	\$530.02	127
24 x 22 x 72	KSN422-1C	\$545.34	133
w/Upper Security Box			
24 x 18 x 72	KSB482-1C	\$658.69	136
24 x 22 x 72	KSB422-1C	\$677.80	143
w/Lower Foot Locker			
24 x 18 x 72	KSNF482-1C	\$715.47	149
24 x 22 x 72	KSNF422-1C	\$734.56	155
w/Security Box and Foot Locker			
24 x 18 x 72	KSBF482-1C	\$844.14	157
24 x 22 x 72	KSBF422-1C	\$867.02	165
Open-Front Gear Lockers do not include legs			

Specify Color		
GS	717 Grand Slam	(blue)
RR	721 Relay Red	(red)

Padlock Strike Plates for box doors are optional. Refer to page 89 for pricing if required.

Recruiter™ Wood Open-Front Sport Lockers

Color: Natural Red Oak
 Recruiter lockers ship fully-assembled. Some field trim work required for a complete installation.
 Recruiter lockers include an upper shoulder pad shelf, upper security box, coat rod and lower foot locker/seat (foot locker does not lock)
 Door, trim and foot locker seat rails are made from solid red oak with clear finish
 Body components and made from furniture grade plywood with red oak veneer with clear finish.
 Upper security box includes a built-in combination lock.
 Hinges: Continuous piano hinge

Recruiter Wood Open-Front Stock Lockers			
W x D x H	Catalog No.	List \$	Wt.
24 x 24 x 84	RL242484-1SB	\$2,259.15	143
30 x 24 x 84	RL302484-1SB	\$2,587.54	173
* Finished End Panels			
W	D	H	Wt.
-	24	84	25
-	24	84	25
All lockers are furnished in 1-wide units Color: Natural Red Oak with clear finish Outer sides of locker ship unfinished.			

(LH)
(RH)



Shown with finished end panel installed

*** Order finished end panels for ALL exposed Ends**

Built-In combination lock included for upper security box.

Stock Lockers

Welded Single-Point Stock Lockers

Color: Hallowell Gray [HG]

Lockers are painted the same color throughout

welded Single-Point Ventilated stock lockers ship fully-assembled

All single tier stock lockers are supplied with one (1) hat shelf.

Doors: 14 gauge cold rolled steel, diamond perforated with 18 ga door stiffener. Frame: 16 gauge cold rolled steel integral with locker sides.

Body: 16 gauge cold rolled steel with 18 ga. back, sides are diamond perforated. Refer to product brochure for complete specifications.

Wardrobe Locker Handle: Deep drawn stainless steel recessed handle with Single-Point Thru-The-Handle latching.

Hinges: 16 gauge continuous piano hinge



Single Tier 1-Wide			
W x D x H	Catalog No.	List \$	Wt.
12x12x72	HWBA212-1	\$585.73	95
12x18x72	HWBA282-1	\$626.64	106
18x18x72	HWBA882-1	\$823.07	132

Single Tier 3-Wide			
W x D x H	Catalog No.	List \$	Wt.
12x12x72	HWBA212-111	\$1,464.32	252
12x18x72	HWBA282-111	\$1,566.60	270
18x18x72	HWBA882-111	\$2,057.68	348



Double Tier 1-Wide			
W x D x H	Catalog No.	List \$	Wt.
12x12x36	HWBA212-2	\$699.02	97
12x18x36	HWBA282-2	\$757.12	112
18x18x36	HWBA882-2	\$938.67	138

Double Tier 3-Wide			
W x D x H	Catalog No.	List \$	Wt.
12x12x36	HWBA212-222	\$1,747.56	258
12x18x36	HWBA282-222	\$1,892.79	288
18x18x36	HWBA882-222	\$2,346.68	366

Welded Single-Point Lockers do not include legs

Escutcheon Plates (lock hole cover plates) are optional. Refer to page 89 for pricing if required.

TA-50 Gear Locker

Color: Hallowell Gray [HG]

14 Gauge Diamond Perforated Doors

16 Gauge Diamond Perforated Sides

16 Gauge Top and Bottom

18 Gauge Back

3-Point Turn Handle Latching

Upper Shelf with Stainless Steel Coat Rod

Lower Shelf



TA-50			
W x D x H	Catalog No.	List \$	Wt.
42 x 24 x 84	TA50-422484-1	\$2,220.32	390

TaskForceXP™ Emergency Response All-Welded Stock Lockers

Color: Hallowell Gray [HG]

Lockers are painted the same color throughout. TaskForce XP stock lockers ship fully-assembled.

TaskForceXP lockers include two full width upper shelves, three partial width shelves, coat rod, inner security box with key lock, clip board storage, body armor compartment

Inner Security Box and Master Door include key locks (Keyed Alike)

Doors: 14 gauge galvaneal corrosion resistant steel, louvered. Security box door is solid.

Frame: Integral with sides

Body Components: 16 gauge galvaneal corrosion resistant steel. Back is 18 gauge. Please refer to product brochure for complete locker specifications.

Wardrobe Locker Handle: High-Security projecting 3-point cremone turn-handle latching.

Hinges: 16 gauge continuous piano hinge



Upper Wardrobe Locker with Lower Base/Drawer Unit
Base includes Laminated Hardwood seat



Upper Wardrobe Unit Only

Without Base/Drawer Unit			
W x D x H	Catalog No.	List \$	Wt.
24 x 24 x 72	HERL442-1SL-G	\$1,472.13	186
With Base/Drawer Unit			
W x D x H	Catalog No.	List \$	Wt.
24 x 24/36 x 72/90	HERL442-1SL-B-G	\$1,925.09	256

All lockers are furnished in 1-wide units
Color: Hallowell Gray [HG] Powdercoat throughout

Turnout Gear All-Welded Stock Lockers

Color: Relay Red Hammertone - textured (RR-HT). Lockers are painted same color throughout.

Ships fully-Assembled

Body: 16 gauge galvaneal corrosion resistant steel, 13 gauge 1/2" flattened expanded metal sides. Refer to product brochure for specifications.

Security box door: 14 gauge galvaneal corrosion resistance steel, plain. Frame: 16 gauge galvaneal corrosion resistant steel.

Security box handle: Single-point thru-the-door fing pull friction catch

Security box hinges: 13 gauge 3-1/2" 7-knuckle hinges, 2 per door



Base Model



Base Model
w/Metal Base



Upper Security
Box Model



Upper Security
Box Model
w/Metal Base

Base Model			
W x D x H	Catalog No.	List \$	Wt.
24-3/4x22x84	TGNN42(84)-1C-G-RR-HT	\$944.36	163
Base Model w/Metal Base			
W x D x H	Catalog No.	List \$	Wt.
24-3/4x22x84	TGNN42(84)-1BC-G-RR-HT	\$1,001.54	176
Upper Security Box Model			
W x D x H	Catalog No.	List \$	Wt.
24-3/4x22x84	TGBN42(84)-1C-G-RR-HT	\$1,131.09	173
Upper Security Box Model w/Metal Base			
W x D x H	Catalog No.	List \$	Wt.
24-3/4x22x84	TGBN42(84)-1BC-G-RR-HT	\$1,188.27	186
Wall Mount Angle			
W x D x H	Catalog No.	List \$	Wt.
72x3x3	TGWMA030372RR-HT	\$119.60	23

Note: Units without metal base have diamond perforated bottom for added ventilation.

Stock Lockers

Uniform Exchange

Color: Hallowell Gray [HG]

Body Construction: 24 gauge, backs perforated for ventilation, galvanized bottoms

Body Styles Full and half height hanging uniform lockers, 9 person folded uniform exchange, 8 person hanging uniform exchange locker, soiled uniform locker

Door: User doors are 20 gauge (louvered at 8 and 9 Person)

Hinges: 5 knuckle

Frame: Master door frame is 16 gauge

Latching: Master Door: Multi-point with industry standard key lock

User Doors: Single-point turn latch for padlocks (locks not included)

Coat Rods: Standard for full and half height hanging uniform lockers and 8-Person exchange lockers

Notes: All uniform exchange lockers ship fully-assembled. 8 and 9 Person models are also available with keyed cam locks and built-in combination locks for patron



8-Person Exchange Locker 1-Wide			
W x D x H	Catalog No.	List \$	Wt.
32-9/16 x 21 x 84	HUE214-8P	\$1,557.78	275



9-Person Exchange Locker 1-Wide			
W x D x H	Catalog No.	List \$	Wt.
24 x 15 x 84	HUE454-9P	\$1,257.30	222



Full Height Hanging Uniform Locker 1-Wide			
W x D x H	Catalog No.	List \$	Wt.
32-9/16 x 21 x 84	HUE214-1	\$1,178.54	208



Soiled Uniform Exchange Locker 1-Wide			
W x D x H	Catalog No.	List \$	Wt.
26 x 21 x 84	HUE614-SC	\$1,207.41	213



Half Height Hanging Uniform Locker 1-Wide			
W x D x H	Catalog No.	List \$	Wt.
32-9/16 x 21 x 84	HUE214-2	\$1,267.78	223

Hybrid Wardrobe Lockers

Color: black frame with red oak doors
 Body Construction: Knock-down, 24 gauge sheet steel
 Body Styles: Single, double and triple tier
 Door: Furniture grade red oak plywood, finished with 3 coats of lacquer
 Hinges: Continuous piano type
 Hooks: Two single hooks per single and double tier opening. One double prong ceiling hook for triple tier.
 Coat Rods: Standard for single and double tier
 Shelves: Hat shelf in single tier lockers only.
 Key Locks are standard



Single Tier 1-Wide			
W x D x H	Catalog No.	List \$	Wt.
12x18x72	UW1288-1MEW	\$663.02	93
15x18x72	UW1588-1MEW	\$726.29	104

Single Tier 3-Wide			
W x D x H	Catalog No.	List \$	Wt.
12x18x72	UW3288-1MEW	\$1,866.24	252
15x18x72	UW3588-1MEW	\$2,076.60	284



Double Tier 1-Wide			
W x D x H	Catalog No.	List \$	Wt.
12x18x36	UW1288-2MEW	\$906.92	96
15x18x36	UW1588-2MEW	\$972.46	108

Double Tier 3-Wide			
W x D x H	Catalog No.	List \$	Wt.
12x18x36	UW3288-2MEW	\$2,618.26	261
15x18x36	UW3588-2MEW	\$2,814.86	297



Triple Tier 1-Wide			
W x D x H	Catalog No.	List \$	Wt.
12x18x24	UW1288-3MEW	\$1,163.88	99

Triple Tier 3-Wide			
W x D x H	Catalog No.	List \$	Wt.
12x18x24	UW3288-3MEW	\$3,389.22	270



Hybrid Accessories					
W	D	H	Catalog #	List Price	Wt
Closed Front Base					
12	-	6	KCFB12ME	\$9.85	1.4
15	-	6	KCFB15ME	\$10.70	1.8
Closed Side Base					
-	18	6	KCSB18ME	\$16.11	1.3

Hybrid Lockers are standard with legs, Lockers without legs are available for a nominal charge.

Stock Lockers

Club Wood Wardrobe Lockers

Color: Natural red oak

Body Construction: shall be fabricated from 3/4" plain sliced red oak plywood throughout including sides, backs and hat shelves.

Finish: All interior/front faces to be finished with a three coat catalyzed clear cabinet lacquer or equivalent.

Doors: Furniture grade red oak plywood, finished with 3 coats of lacquer

Hinges: Concealed european-style cabinet hinges

Hooks: Two single hooks per single and double tier opening. One double prong ceiling hook for triple tier.

Coat Rods: Standard for single and double tier

Shelves: Hat shelf is included in single tier lockers.

Legs: No legs

Note: Other optional locking methods also available



Single Tier 1-Wide			
W x D x H	Catalog No.	List \$	Wt.
12x18x72	UW1282-1A-W	\$1,637.94	93
15x18x72	UW1582-1A-W	\$1,888.69	104

Single Tier 3-Wide			
W x D x H	Catalog No.	List \$	Wt.
12x18x72	UW3282-1A-W	\$4,913.82	252
15x18x72	UW3582-1A-W	\$5,666.06	284



Double Tier 1-Wide			
W x D x H	Catalog No.	List \$	Wt.
12x18x36	UW1282-2A-W	\$1,900.82	96
15x18x36	UW1582-2A-W	\$2,151.57	108

Double Tier 3-Wide			
W x D x H	Catalog No.	List \$	Wt.
12x18x36	UW3282-2A-W	\$5,702.46	261
15x18x36	UW3582-2A-W	\$6,454.70	297



Triple Tier 1-Wide			
W x D x H	Catalog No.	List \$	Wt.
12x18x24	UW1282-3A-W	\$2,171.79	99
15x18x24	UW1582-3A-W	\$2,446.80	113

Triple Tier 3-Wide			
W x D x H	Catalog No.	List \$	Wt.
12x18x24	UW3282-3A-W	\$6,515.37	270
15x18x24	UW3582-3A-W	\$7,122.01	312



Shown above with optional Base and Crown Molding

Accessories - Base					
W	D	H	Catalog #	List Price	Wt
Base					
12	18	4	WCB128W	\$141.55	2.5
36	18	4	WCB328W	\$283.10	3.0
15	18	4	WCB158W	\$161.77	2.8
45	18	4	WCB358W	\$323.54	3.5
Finished End Base (required at exposed ends)					
-	18	4	WCEB18W	\$60.66	0.8
Finished End Panel (required at exposed ends)					
3/4	18	72	WEP1872W	\$505.54	10.0

Accessories - Crown					
W	D	H	Catalog #	List Price	Wt
Front Crown Molding					
12	-	4	WCM12W	\$121.33	0.5
15	-	4	WCM15W	\$141.55	0.7
36	-	4	WCM36W	\$242.66	1.5
45	-	4	WCM45W	\$307.37	2.0
End Crown Molding					
18	-	4	WCME18W	\$161.77	0.8

Club Lockers are standard with no legs. Order optional cabinet style base as required.

Black Tie Commercial Lockers

Color: Midnight Ebony body & frame with a choice of Platinum, Midnight Ebony or Relay Red doors

Black Tie stock lockers are available to ship knock-down or fully-assembled (see page 5 for locker assembly rates).

All single tier stock lockers are supplied with one (1) hat shelf.

Doors: Wardrobe doors are 16 gauge, box doors are 18 gauge. Louvered for ventilation.

Body: Knock-down, 24 gauge

Handle: Stainless steel recessed handle with multi-point gravity lift-type latching for wardrobe doors. Box doors have friction catch finger pull handle.

Hinges: continuous piano hinge



Single Tier 1-Wide			
W x D x H	Catalog No.	List \$	Wt.
12x18x72	U1282-1	\$253.88	62

Single Tier 3-Wide			
W x D x H	Catalog No.	List \$	Wt.
36x18x72	U3282-1	\$661.17	168



Double Tier 1-Wide			
W x D x H	Catalog No.	List \$	Wt.
12x18x36	U1282-2	\$287.93	64

Double Tier 3-Wide			
W x D x H	Catalog No.	List \$	Wt.
36x18x36	U3282-2	\$780.07	174



Triple Tier 1-Wide			
W x D x H	Catalog No.	List \$	Wt.
12x18x24	U1282-3	\$330.81	66

Triple Tier 3-Wide			
W x D x H	Catalog No.	List \$	Wt.
36x18x24	U3282-3	\$891.92	180



Six Tier 1-Wide			
W x D x H	Catalog No.	List \$	Wt.
12x18x12	U1282-6	\$344.96	74

Six Tier 3-Wide			
W x D x H	Catalog No.	List \$	Wt.
36x18x12	U3282-6	\$951.15	216

Specify color using the suffix below

Suffix	Description
ME	Midnight Ebony body, frames and doors
MP	Midnight Ebony body/frame with Platinum doors
MR	Midnight Ebony body/frame with Relay Red doors

Stock Lockers

PE/Gym Lockers

Color: Midnight Ebony body & frame with a choice of Platinum, Midnight Ebony or Relay Red doors

All single tier stock lockers are supplied with one (1) hat shelf.

Doors: 14 gauge, diamond perforated for ventilation

Body: All-welded construction, 16 gauge body, 18 gauge back. Sides are diamond perforated

Handle: Stainless steel recessed handle with multi-point gravity lift-type latching for wardrobe doors. Box doors have friction catch finger pull handle.

Hinges: continuous piano hinge



Single Tier 1-Wide			
W x D x H	Catalog No.	List \$	Wt.
12x18x72	AWA282-1	\$392.07	86

Single Tier 3-Wide			
W x D x H	Catalog No.	List \$	Wt.
36x18x72	AWA282-111	\$1,176.21	258



Double Tier 1-Wide			
W x D x H	Catalog No.	List \$	Wt.
12x18x36	AWA282-2	\$458.04	86

Double Tier 3-Wide			
W x D x H	Catalog No.	List \$	Wt.
36x18x36	AWA282-222	\$1,374.12	258



Double Tier / Six Tier Combo			
W x D x H	Catalog No.	List \$	Wt.
36x18x12 & 36	AWA282-626	\$1,200.18	314

Specify color using the suffix below

Suffix	Description
MR	Midnight Ebony body/frame with Relay Red doors

MaxView™ High-Visibility All-Welded Stock Lockers

Color: Platinum [PL]
 Lockers are painted the same color throughout
 MaxView stock lockers ship fully-assembled
 Lockers include four welded-in fixed shelves
 Doors: 14 gauge galvanized corrosion resistant steel, diamond perforated. Frame: 16 gauge galvanized corrosion resistant steel.
 Body: 16 gauge galvanized steel top-bottom-shelves, 13 ga. 1/2" flat expanded metal sides-back. Refer to product brochure for specifications.
 Wardrobe Locker Handle: Single-Point thru-the-door finger pull friction catch.
 Hinges: 13 gauge 3-1/2" 7-knuckle hinge, 3-per door



1 Wide with 4 fixed shelves			
W x D x H	Catalog No.	List \$	Wt.
18-3/4 x 18 x 74-3/4	HLV882-1	\$708.30	161

All lockers are furnished in 1-wide units
 Color: Platinum Powdercoat throughout

MaxView Lockers do not include legs

Padlock Strike Plates for box doors are optional. Refer to page 89 for pricing if required.

SecurityMax™ High-Security All-Welded Stock Lockers

Color: Platinum [PL]
 Lockers are painted the same color throughout
 SecurityMax stock lockers ship fully-assembled
 Lockers include one upper fixed shelf with coat rod. Order additional adjustable shelves as needed
 Doors: 14 gauge cold rolled steel, choice of solid or diamond perforated. Frame: 16 gauge cold rolled steel integral with locker sides.
 Body: 16 gauge cold rolled steel with 18 ga. back, choice of solid or diamond perforated sides. Refer to product brochure for specifications.
 Wardrobe Locker Handle: High-Security projecting 3-point cremone turn-handle latching.
 Hinges: 16 gauge continuous piano hinge



Solid Model
 Shown with one included upper fixed shelf, coat rod and three optional adjustable shelves



Solid Model



Ventilated Model

Solid Model, 1-Wide			
W x D x H	Catalog No.	List \$	Wt.
18 x 22 x 72	HTC822AS1	\$1,336.70	131
24 x 22 x 72	HTC422AS1	\$1,528.35	166
Ventilated Model, 1-Wide			
W x D x H	Catalog No.	List \$	Wt.
18 x 22 x 72	HTA822AS1	\$1,336.70	131
24 x 22 x 72	HTA422AS1	\$1,528.35	166
Adjustable Shelves			
W x D x H	Catalog No.	List \$	Wt.
18 x 22	UAS1822	\$104.92	8
24 x 22	UAS2422	\$129.77	11

All lockers are furnished in 1-wide units
 Color: Platinum Powdercoat throughout
 Includes 1-Fixed Shelf.
 Order additional shelves separately.

SecurityMax Lockers do not include legs

Escutcheon Plates (lock hole cover plates) are optional. Refer to page 89 for pricing if required.
 Padlock Strike Plates for box doors are optional. Refer to page 89 for pricing if required.

Bulk Storage Lockers

Bulk Storage Stock Lockers

Color: Platinum [PL]

Expanded Metal: Shall be of 1/2" 16 gauge flattened expanded metal for doors, transoms and sides as well as for optional backs and tops

Doors: 1/2" 16 gauge flattened expanded metal framed by 1-3/8" x 1" 12 gauge formed angles.

Single tier doors shall have an angle reinforcement across center.

Doors are pre-hung in frames at the factory with all hinges, padlock hasps and door strikes securely welded into position.

Door frames: 1/2" x 1" 14 gauge formed channels on sides and 1-1/2" x 1" formed angles at top & bottom and include a 13" (nom) transom.

Sides: 1/2" 16 gauge flattened expanded metal securely welded to 1-1/8" x 1-1/8" 14 gauge formed angles.

Sides measure 1-1/2" less than nominal locker depth to allow for 1-1/2" deep door front assembly.

A reinforcing channel is securely welded to one side of single tier sides.

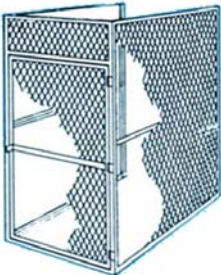
Shelf Support Channels are welded to both sides of double tier intermediate sides and to one side of double tier row ends.

Shelves for double tier: 22 gauge galvanized sheet steel with double bend at front and back.

Furnished in multiple 11-7/16" deep channels to meet locker depth.

Backs (optional): 1/2" 16 gauge flattened expanded metal --- New frameless design

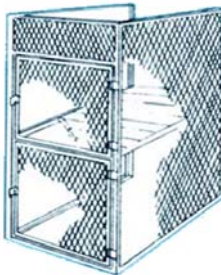
Tops (optional): 1/2" 16 gauge flattened expanded metal with a 16 gauge angle welded at rear.



Single Tier Starter Unit

BSL Single Tier Starter Units			
W x D x H	Catalog No.	List \$	Wt.
36x36x90	• BSL363690-1S	\$674.79	119
36x48x90	• BSL364890-1S	\$756.09	133
36x60x90	• BSL366090-1S	\$829.27	145
48x36x90	• BSL483690-1S	\$735.77	129
48x48x90	• BSL484890-1S	\$817.07	143
48x60x90	• BSL486090-1S	\$890.24	157
Includes one single tier front and two row end sides with channel.			

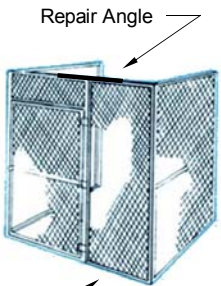
BSL Single Tier Adder Units			
W x D x H	Catalog No.	List \$	Wt.
36x36x90	• BSL363690-1A	\$516.26	88
36x48x90	• BSL364890-1A	\$556.91	98
36x60x90	• BSL366090-1A	\$597.56	102
48x36x90	• BSL483690-1A	\$577.23	98
48x48x90	• BSL484890-1A	\$617.88	105
48x60x90	• BSL486090-1A	\$658.53	112
Includes one single tier front and one row end side with channel.			



Double Tier Starter Unit

BSL Double Tier Starter Units			
W x D x H	Catalog No.	List \$	Wt.
36x36x90	• BSL363690-2S	\$813.01	127
36x48x90	• BSL364890-2S	\$934.96	155
36x60x90	• BSL366090-2S	\$1,048.78	178
48x36x90	• BSL483690-2S	\$934.96	137
48x48x90	• BSL484890-2S	\$1,069.10	165
48x60x90	• BSL486090-2S	\$1,170.73	188
Includes one double tier front, two row end sides with channel and intermediate shelf decking which is furnished in multiple 11-7/16" deep channels to meet locker depth.			

BSL Double Tier Adder Units			
W x D x H	Catalog No.	List \$	Wt.
36x36x90	• BSL363690-2A	\$658.53	105
36x48x90	• BSL364890-2A	\$727.64	116
36x60x90	• BSL366090-2A	\$804.88	127
48x36x90	• BSL483690-2A	\$752.03	115
48x48x90	• BSL484890-2A	\$841.46	126
48x60x90	• BSL486090-2A	\$934.96	137
Includes one Double tier front, one intermediate side with channel on both sides and intermediate shelf decking which is furnished in multiple 11-7/16" deep channels to meet locker depth.			



Repair Angle

Repair Angle			
Width	Catalog No.	List \$	Wt.
36	• 20100	\$29.50	3
Used to reinforce the joint between a front and extension panel at the top. Also used as a repair when field cutting of sides or front transom is required to avoid overhead obstructions.			



Extension Panel

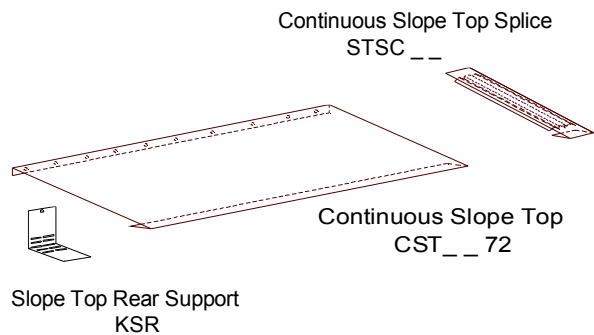
BSL Extension Panels			
W x H	Catalog No.	List \$	Wt.
06x90	4600690	\$179.17	20
12x90	4601290	\$209.03	23
18x90	4601890	\$238.89	26
24x90	4602490	\$268.75	29
Used to increase width of storage area for single tier only. Order one 20100 Repair Angle per Extension Panel ordered.			

BSL Tops			
W x D	Catalog No.	List \$	Wt.
36x36	• 4803636	\$143.34	9
36x48	• 4803648	\$167.22	10
36x60	• 4803660	\$197.09	11
48x36	• 4804836	\$209.03	12
48x48	• 4804848	\$226.95	13
48x60	• 4804860	\$250.84	14
Order one per locker if required. Recommended if ceiling height exceeds 8'-0".			

BSL Backs			
W x H	Catalog No.	List \$	Wt.
36x90	• 4703690	\$180.12	30
48x90	• 4704890	\$225.51	38
For use at back-to-back conditions or when desired at wall conditions. A common back can be used for back-to-back conditions.			

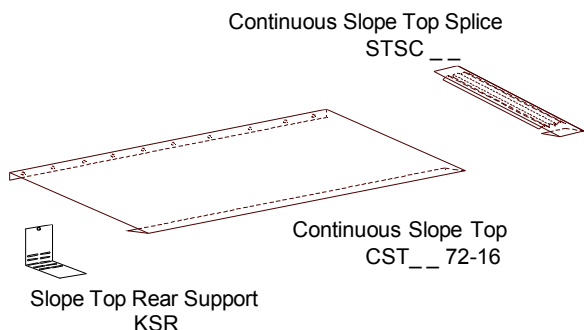
• Denotes stock item

KD Locker Accessories



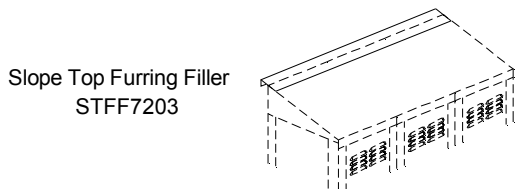
18 ga. Continuous Slope Tops (72" Lengths)					
Catalog No.	W	D	H	List	Weight
●●● CST1272	72	12	4	\$126.03	18
●●● CST1572	72	15	5	\$138.78	21.0
●●● CST1872	72	18	6	\$153.02	24.4
●●● CST2172	72	21	7	\$173.45	27.6
●●● CST2472	72	24	8	\$269.06	30.9

The above prices include (1) Slope Top Splice Cover and (3) Slope Top Rear Supports for each Continuous Slope Top ordered.



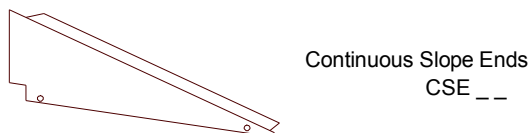
16 ga. Continuous Slope Tops (72" Lengths)					
Catalog No.	W	D	H	List	Weight
CST1272-16	72	12	4	\$135.92	21.8
CST1572-16	72	15	5	\$149.99	25.8
CST1872-16	72	18	6	\$165.64	30.0
CST2172-16	72	21	7	\$188.22	34.0
CST2472-16	72	24	8	\$198.80	38.2

The above prices include (1) Slope Top Splice Cover and (3) Slope Top Rear Supports for each Continuous Slope Top ordered.



18 Ga. Slope Top Furring Fillers					
Catalog No.	W	D	H	List	Weight
STFF7203	72	3	-	\$26.39	4.0

Order the Slope Top Furring Filler shown to the left for both 18 ga. and 16 ga. Continuous Slope Tops.



Continuous Slope Top End Closures (Price / Pair)					
Catalog No.	W	D	H	List	Weight
●●● CSE12	-	12	4	\$20.04	1.6
●●● CSE15	-	15	5	\$22.15	2.4
●●● CSE18	-	18	6	\$23.55	3.5
●●● CSE21	-	21	7	\$25.34	6.1
●●● CSE24	-	24	8	\$40.81	7.7

Order the Slope Top End Closures shown here for both 18 ga. and 16 ga. Continuous Slope Tops.

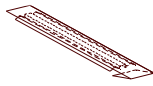


KD Continuous Slope Top Universal Rear Support					
Catalog No.	W	D	H	List	Weight
+ KSR	-	-	-	\$7.65	0.7

This item is included in the price of Continuous Slope Tops.
Order the Slope Top Rear Support shown here for both 18 ga. and 16 ga. Continuous Slope Tops.
Field bend to size required in field (12", 15", 18", 21", 24") matching depth of locker.
Fabricated of unpainted galvanized sheet steel.

- Denotes stock item in Parchment [PT]
- Denotes stock item in Parchment [PT] and Hallowell Gray [HG]
- Denotes stock item in Parchment [PT], Hallowell Gray [HG], Marine Blue [MB], Maroon [MN] and Green Mist [GM]
- + Denotes stock item - Plated, Galvanized or galvaneal

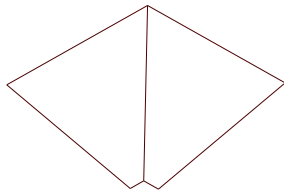
KD Locker Accessories



Continuous Slope Top Splice
STSC __

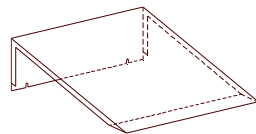
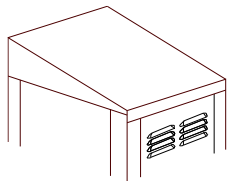
Continuous Slope Top Splice Covers					
Catalog No.	W	D	H	List	Weight
••• STSC12	-	12	-	\$14.07	0.3
••• STSC15	-	15	-	\$14.95	0.4
••• STSC18	-	18	-	\$16.53	0.5
••• STSC21	-	21	-	\$17.59	0.6
••• STSC24	-	24	-	\$19.25	0.7

This item is included in the price of Continuous Slope Tops. Order the Slope Top Splice Cover shown here for both 18 ga. and 16 ga. Continuous Slope Tops.



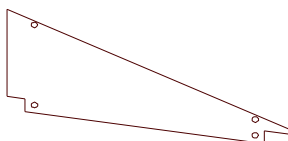
Slope Top Corner
STC __

16 Ga. Slope Top Corner Fillers					
Catalog No.	W	D	H	List	Weight
••• STC12	12	12	-	\$119.81	2.5
••• STC15	15	15	-	\$122.55	3.8
••• STC18	18	18	-	\$125.28	5.3
• STC21	21	21	-	\$128.59	7.6
• STC24	24	24	-	\$131.88	9.0



Individual Slope Top
KISTT ____

20 ga. Individual Slope Tops					
Catalog No.	W	D	H	List	Weight
KISTT0912	9	12	4	\$17.59	2.1
KISTT0915	9	15	5	\$18.02	2.5
KISTT0918	9	18	6	\$18.47	2.9
••• KISTT1212	12	12	4	\$18.29	2.6
••• KISTT1215	12	15	5	\$18.99	3.2
••• KISTT1218	12	18	6	\$21.10	3.8
••• KISTT1221	12	21	7	\$23.91	4.4
•• KISTT1512	15	12	4	\$20.23	3.4
•• KISTT1515	15	15	5	\$21.10	3.9
•• KISTT1518	15	18	6	\$21.80	4.6
•• KISTT1521	15	21	7	\$24.62	5.3
• KISTT1524	15	24	7	\$30.54	6.5
•• KISTT1815	18	15	5	\$22.86	4.9
•• KISTT1818	18	18	6	\$24.62	5.4
•• KISTT1821	18	21	7	\$28.32	6.0
• KISTT1824	18	24	8	\$50.37	8.0



Individual Slope Top End
KISE __

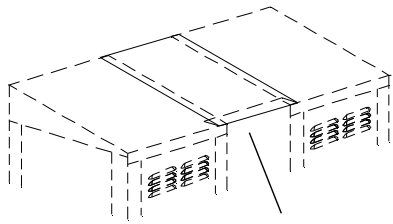
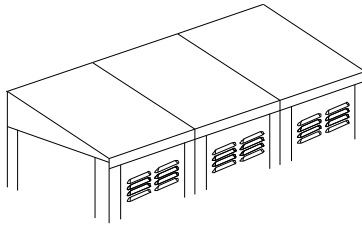
Individual Slope Top End Closures					
Catalog No.	W	D	H	List	Weight
••• KISE12	-	12	4	\$10.03	0.4
••• KISE15	-	15	5	\$11.09	0.6
••• KISE18	-	18	6	\$11.79	0.8
•• KISE21	-	21	7	\$12.65	1.0
• KISE24	-	24	8	\$32.85	1.0

Individual Slope Ends are required at exposed ends only.

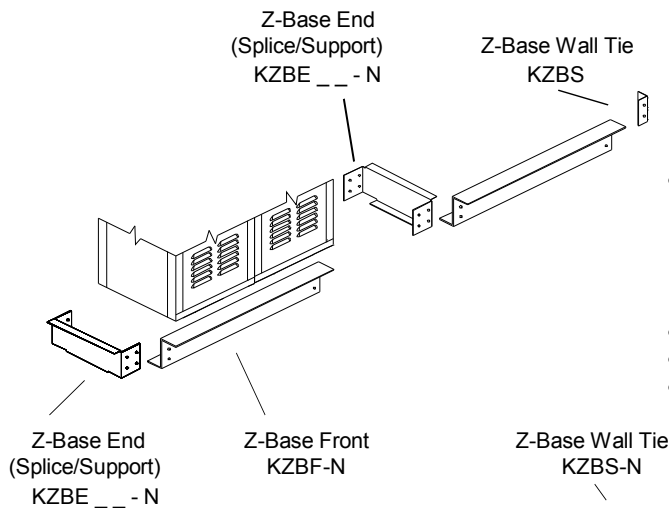
- Denotes stock item in Parchment [PT]
- Denotes stock item in Parchment [PT] and Hallowell Gray [HG]
- Denotes stock item in Parchment [PT], Hallowell Gray [HG], Marine Blue [MB], Maroon [MN] and Green Mist [GM]
- + Denotes stock item - Plated, Galvanized or galvaneal

KD Locker Accessories

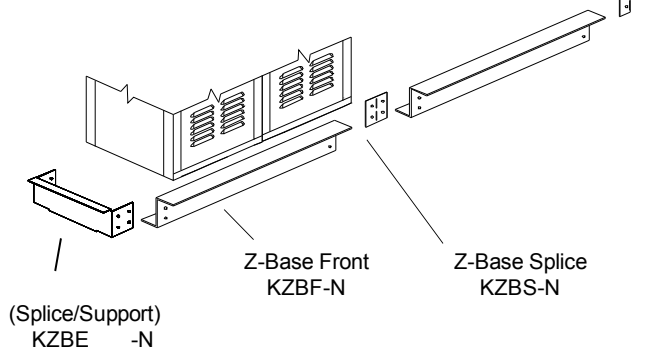
Individual Slope Top Kit
SLST _____



Slope Top Filler
KSTF _____



Z-Base End (Splice/Support) KZBE __ - N
Z-Base Front KZBF-N
Z-Base Wall Tie KZBS-N



(Splice/Support) KZBE __ - N
Z-Base Front KZBF-N
Z-Base Splice KZBS-N

20 ga. Individual Slope Top Kits (3-wide)

Catalog No.	W	D	H	List	Weight
••• SLST1212	12	12	4	\$74.90	8.6
••• SLST1215	12	15	5	\$79.13	10.8
••• SLST1218	12	18	6	\$86.87	13.0
•• SLST1515	15	15	5	\$85.45	12.9
•• SLST1518	15	18	6	\$88.96	15.4
•• SLST1818	18	18	6	\$97.40	17.8
•• SLST1821	18	21	7	\$110.26	20.0

For use when ordering unit packaged stock lockers.
Includes (3) Individual Slope Tops and (2) End Closures.

16 ga. Slope Top Fillers

Catalog No.	W	D	H	List	Weight
••• KSTF0612	6	12	4	\$15.83	1.0
••• KSTF0615	6	15	5	\$17.59	1.2
••• KSTF0618	6	18	6	\$20.23	1.4
••• KSTF1212	12	12	4	\$28.48	2.0
••• KSTF1215	12	15	5	\$31.65	2.4
••• KSTF1218	12	18	6	\$36.40	2.8

For use with Individual Slope Tops only.

4" High Recessed Continuous Front Z-Base

Catalog No.	W	D	H	List	Weight
••• KZBF-N	72	-	4	\$85.40	8.3

4" High Z-Base Ends or Splice-Int. Support

Catalog No.	W	D	H	List	Weight
••• KZBE12-N	12	12	4	\$14.50	2.5
••• KZBE15-N	15	15	4	\$18.12	3.2
••• KZBE18-N	18	18	4	\$21.80	3.8
KZBE21-N	21	21	4	\$25.67	4.5
KZBE24-N	24	24	4	\$29.54	5.2

Required at exposed ends and can be used as a splice for support when tied to back wall. For support, order (1) for every (2) Z-Base Fronts.

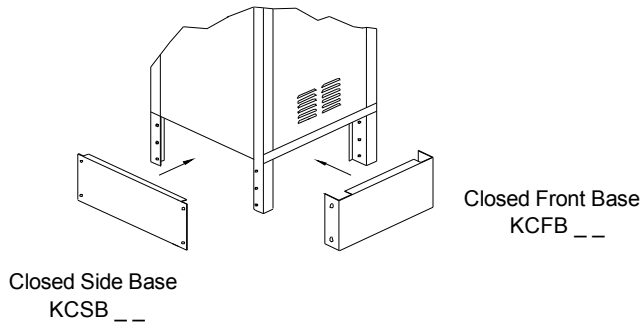
4" High Z-Base Splice or Wall Tie

Catalog No.	W	D	H	List	Weight
• KZBS-N	3	-	3.5	\$14.50	2.5

Order (1) per Z-Base Front when no supports are used.
Order (1) for every (2) Z-Base Fronts when the above Intermediate Z-Base Supports are used.
Order (1) per row end at wall (field bend to make Wall Tie)

- Denotes stock item in Parchment [PT]
- Denotes stock item in Parchment [PT] and Hallowell Gray [HG]
- Denotes stock item in Parchment [PT], Hallowell Gray [HG], Marine Blue [MB], Maroon [MN] and Green Mist [GM]
- † Denotes stock item - Plated, Galvanized or galvaneal

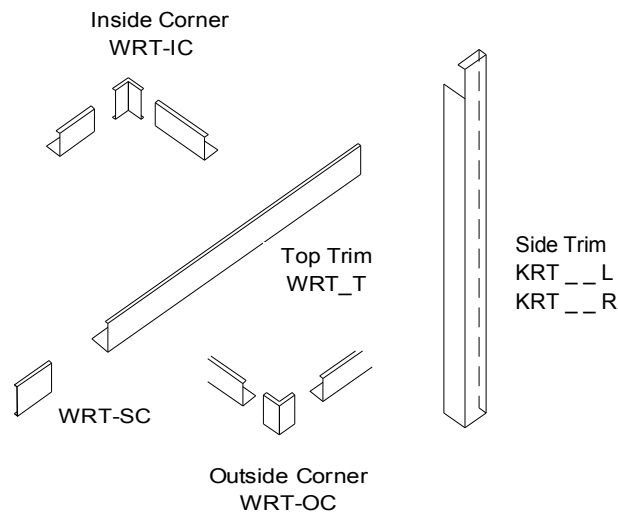
KD Locker Accessories



6" High Closed Front Base					
Catalog No.	W	D	H	List	Weight
••• KCFB09	9	-	6	\$9.07	1.1
••• KCFB12	12	-	6	\$9.14	1.4
•• KCFB15	15	-	6	\$9.93	1.8
•• KCFB18	18	-	6	\$11.09	2.1
•• KCFB24	24	-	6	\$13.01	2.4

6" High Closed Side Base					
Catalog No.	W	D	H	List	Weight
••• KCSB12	-	12	6	\$13.55	0.9
••• KCSB15	-	15	6	\$13.71	1.1
••• KCSB18	-	18	6	\$14.95	1.3
•• KCSB21	-	21	6	\$23.76	1.6
• KCSB24	-	24	6	\$25.84	1.8

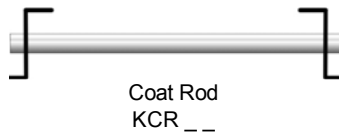
Order (1) Per Exposed end



Top Recessed Trim					
Catalog No.	W	D	H	List	Weight
••• WRT-T	72	-	3	\$34.29	5.5
••• WRT-SC	3	-	3	\$13.19	1.0
••• WRT-OC	3	3	3	\$18.90	2.0
••• WRT-IC	3	3	3	\$18.90	2.0

Side Recessed Trim					
Catalog No.	W	D	H	List	Weight
• KRT60	3	-	63	\$33.06	5.8
* KRT66	3	-	69	\$34.55	6.3
••• KRT72	3	-	75	\$36.06	6.8
* KRT78	3	-	81	\$37.36	7.3

* For Lockers With 6" Legs
Add "L" or "R" to end of part number to specify (L)eft side trim or (R)ight side trim.

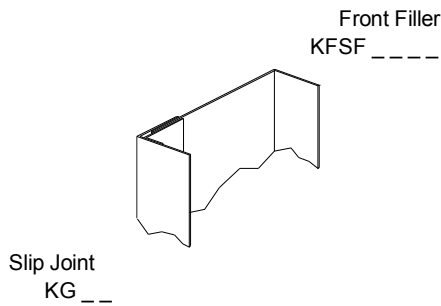


Coat Rods					
Catalog No.	W	D	H	List	Weight
+ * KCR15L	7.5	-	-	\$6.07	0.7
+ * KCR15R	7.5	-	-	\$7.30	1.0
+ KCR09	9	-	-	\$6.07	0.7
+ KCR12	12	-	-	\$7.30	1.0
+ KCR15	15	-	-	\$8.88	1.3
+ KCR18	18	-	-	\$10.29	1.5
+ KCR24	24	-	-	\$11.52	2.5

* Order (1) each LH and RH for Two-Person and Duplex lockers.

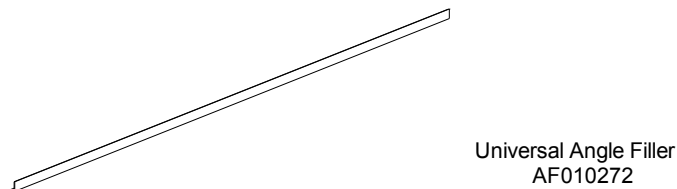
- Denotes stock item in Parchment [PT]
- Denotes stock item in Parchment [PT] and Hallowell Gray [HG]
- Denotes stock item in Parchment [PT], Hallowell Gray [HG], Marine Blue [MB], Maroon [MN] and Green Mist [GM]
- + Denotes stock item - Plated, Galvanized or galvaneal

KD Locker Accessories



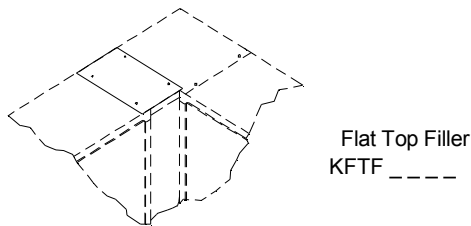
16 ga. Front Fillers and Slip Joints					
Catalog No.	W	D	H	List	Weight
KFSF0660	6	-	60	\$26.93	5.8
KFSF1260	12	-	60	\$47.27	11.5
KG60	-	-	60	\$23.75	3.2
* KFSF0666	6	-	66	\$30.23	6.4
* KFSF1266	12	-	66	\$50.01	12.6
* KG66	-	-	66	\$26.39	3.5
KFSF0672	6	-	72	\$34.07	6.9
KFSF1272	12	-	72	\$52.75	13.8
KG72	-	-	72	\$29.02	3.8
*** KFSF0678	6	-	78	\$35.16	7.4
*** KFSF1278	12	-	78	\$54.94	15.0
*** KG78	-	-	78	\$36.06	4.1

* For Lockers With 6" Legs

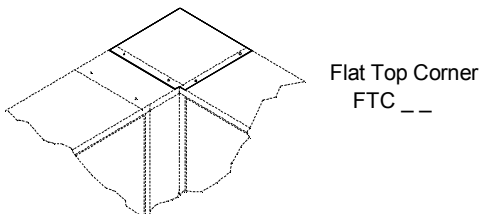


16 Ga. Universal Angle Filler					
Catalog No.	W	D	H	List	Weight
• AF010272	1	2	72	\$25.12	3.8

To be used to fill miscellaneous gap conditions.



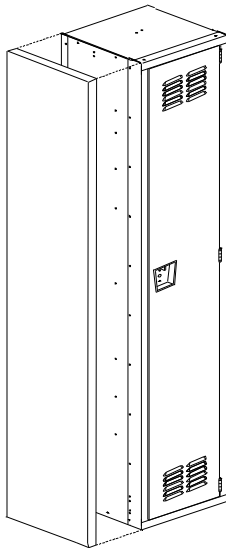
16 Ga. Flat Top Fillers					
Catalog No.	W	D	H	List	Weight
*** KFTF0612	6	12	-	\$9.67	1.1
*** KFTF0615	6	15	-	\$10.88	1.3
*** KFTF0618	6	18	-	\$12.98	1.5
KFTF0621	6	21	-	\$15.27	1.9
KFTF0624	6	24	-	\$17.68	2.0
*** KFTF1212	12	12	-	\$16.94	2.3
*** KFTF1215	12	15	-	\$19.03	2.5
*** KFTF1218	12	18	-	\$22.70	3.0
KFTF1221	12	21	-	\$26.73	3.8
KFTF1224	12	24	-	\$30.96	4.0



16 Ga. Flat Top Corner Fillers					
Catalog No.	W	D	H	List	Weight
*** FTC12	12	12	-	\$19.78	2.3
*** FTC15	15	15	-	\$21.43	3.4
*** FTC18	18	18	-	\$24.71	4.8
FTC21	21	21	-	\$28.04	6.4
FTC24	24	24	-	\$46.00	8.3

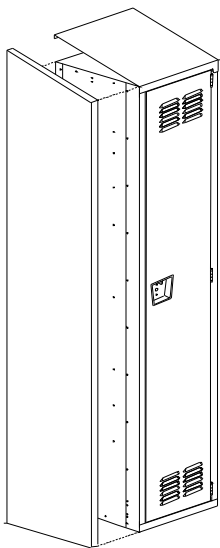
- Denotes stock item in Parchment [PT]
- Denotes stock item in Parchment [PT] and Hallowell Gray [HG]
- Denotes stock item in Parchment [PT], Hallowell Gray [HG], Marine Blue [MB], Maroon [MN] and Green Mist [GM]
- † Denotes stock item - Plated, Galvanized or galvaneal

KD Locker Accessories



Boxed End Panel
KBE _____

16 ga. Flat Top Boxed End Panels					
Catalog No.	W	D	H	List	Weight
KBE1236	1"	12	36	\$62.38	9.0
KBE1536	1"	15	36	\$74.09	11.0
KBE1836	1"	18	36	\$84.16	13.0
KBE1248	1"	12	48	\$75.78	12.0
KBE1548	1"	15	48	\$87.50	14.5
KBE1848	1"	18	48	\$101.90	17.0
KBE1260	1"	12	60	\$93.19	14.4
KBE1560	1"	15	60	\$112.54	17.6
KBE1860	1"	18	60	\$135.38	20.8
KBE2160	1"	21	60	\$151.21	23.9
KBE2460	1"	24	60	\$202.20	27.1
KBE1272	1"	12	72	\$110.78	17.3
KBE1572	1"	15	72	\$135.38	21.1
KBE1872	1"	18	72	\$158.25	24.9
KBE2172	1"	21	72	\$184.63	28.7
KBE2472	1"	24	72	\$214.51	32.4



Sloped
Boxed End Panel
KBE ____LS
KBE ____RS

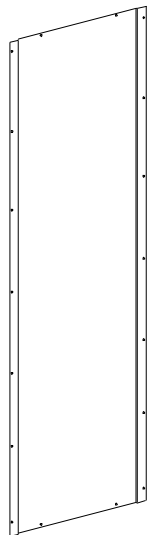
Left hand Boxed End
Panel is shown

16 Ga. Sloped Top Boxed End Panels						
Catalog No.	Catalog No.	W	D	H	List	Weight
Left Hand	Right Hand					
KBE1236LS	KBE1236RS	1"	12	36	\$70.76	10.0
KBE1536LS	KBE1536RS	1"	15	36	\$84.16	12.3
KBE1836LS	KBE1836RS	1"	18	36	\$95.87	14.5
KBE1248LS	KBE1248RS	1"	12	48	\$84.16	13.0
KBE1548LS	KBE1548RS	1"	15	48	\$97.54	15.8
KBE1848LS	KBE1848RS	1"	18	48	\$113.62	18.5
KBE1260LS	KBE1260RS	1"	12	60	\$101.98	15.4
KBE1560LS	KBE1560RS	1"	15	60	\$121.32	17.9
KBE1860LS	KBE1860RS	1"	18	60	\$144.17	22.3
KBE2160LS	KBE2160RS	1"	21	60	\$175.90	25.4
KBE2460LS	KBE2460RS	1"	24	60	\$228.59	29.1
KBE1272LS	KBE1272RS	1"	12	72	\$119.57	18.3
KBE1572LS	KBE1572RS	1"	15	72	\$144.17	22.4
KBE1872LS	KBE1872RS	1"	18	72	\$167.04	26.4
KBE2172LS	KBE2172RS	1"	21	72	\$211.00	30.5
KBE2472LS	KBE2472RS	1"	24	72	\$240.90	34.4

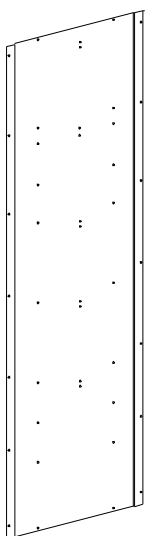
Order Left Hand or Right Hand Sloped Boxed End Panels as required.

- Denotes stock item in Parchment [PT]
- Denotes stock item in Parchment [PT] and Hallowell Gray [HG]
- Denotes stock item in Parchment [PT], Hallowell Gray [HG], Marine Blue [MB], Maroon [MN] and Green Mist [GM]
- + Denotes stock item - Plated, Galvanized or galvaneal

KD Locker Accessories



18 gauge
Finished End Panel
KMP _____



24 gauge
Universal Side Panel Painted Exterior Color
KP _____

Note: All side panels shipped with bulk packaged *KD starter and adder lockers will be painted our standard neutral color (currently Parchment). This item is for side panels in addition to those ordered with the starter and adder lockers. Please specify color required when ordering.

* Side panels for HDV will be painted your choice of Hallowell Gray or Parchment

18 ga. Finished End Panel					
Catalog No.	W	D	H	List	Weight
KMP1236	-	12	36	\$28.48	6.0
KMP1536	-	15	36	\$41.14	7.5
KMP1836	-	18	36	\$44.31	9.0
KMP1248	-	12	48	\$39.04	8.0
KMP1548	-	15	48	\$40.59	10.0
KMP1848	-	18	48	\$56.97	12.1
•• KMP1260	-	12	60	\$49.59	10.0
•• KMP1560	-	15	60	\$60.13	12.5
•• KMP1860	-	18	60	\$69.64	15.0
KMP2160	-	21	60	\$82.29	17.5
KMP2460	-	24	60	\$93.89	20.0
••• KMP1272	-	12	72	\$60.13	12.0
••• KMP1572	-	15	72	\$69.64	15.0
••• KMP1872	-	18	72	\$82.29	18.0
•• KMP2172	-	21	72	\$96.01	21.0
• KMP2472	-	24	72	\$116.05	24.0
This end panel has no interior perforations and is to be attached over our standard 24 gauge universal side panel at exposed row ends.					

24 ga. Universal Side Panel Painted Exterior Color					
Catalog No.	W	D	H	List	Weight
KP1236	-	12	36	\$14.35	3.0
KP1536	-	15	36	\$17.95	3.8
KP1836	-	18	36	\$21.53	4.5
KP1248	-	12	48	\$19.14	4.0
KP1548	-	15	48	\$23.92	5.0
KP1848	-	18	48	\$28.70	6.0
•• KP1260	-	12	60	\$23.92	5.0
•• KP1560	-	15	60	\$29.90	6.3
•• KP1860	-	18	60	\$52.74	7.5
KP2160	-	21	60	\$41.87	8.8
KP2460	-	24	60	\$47.84	10.0
•☒• KP1272	-	12	72	\$28.70	6.0
•☒• KP1572	-	15	72	\$35.90	7.5
•☒• KP1872	-	18	72	\$43.06	9.0
•• KP2172	-	21	72	\$50.25	10.5
• KP2472	-	24	72	\$84.35	12.0
Order for all exposed row ends where heavy gauge is not specified. Be sure to include the color needed when ordering. This charge includes the additional side panel.					

- Denotes stock item in Parchment [PT]
- Denotes stock item in Parchment [PT] and Hallowell Gray [HG]
- ☒• Denotes stock item in Parchment [PT], Hallowell Gray [HG] and Marine Blue [MB]
- Denotes stock item in Parchment [PT], Hallowell Gray [HG], Marine Blue [MB], Maroon [MN] and Green Mist [GM]
- + Denotes stock item - Plated, Galvanized or galvaneal

KD Lockers Accessories

KD Locker Accessories

24 ga. Additional Hat Shelf					
Catalog No.	W	D	H	List	Weight
•• KH0912	9	12	-	\$9.44	0.9
•• KH0915	9	15	-	\$9.67	1.2
•• KH0918	9	18	-	\$10.13	1.5
•☒ KH1212	12	12	-	\$9.34	1.2
•☒ KH1215	12	15	-	\$9.85	1.5
•☒ KH1218	12	18	-	\$10.29	1.7
•• KH1221	12	21	-	\$10.73	2.0
• KH1224	12	24	-	\$11.48	2.3

Shelf must be installed using existing holes which are in the standard universal side panel to avoid field drilling.

24 ga. Additional Hat Shelf					
Catalog No.	W	D	H	List	Weight
•• KH1512	15	12	-	\$10.56	1.5
•• KH1515	15	15	-	\$11.16	1.8
•• KH1518	15	18	-	\$12.05	2.1
•• KH1521	15	21	-	\$12.75	2.4
• KH1524	15	24	-	\$13.72	2.7
•• KH1815	18	15	-	\$12.15	2.1
•• KH1818	18	18	-	\$12.75	2.5
•• KH1821	18	21	-	\$14.07	2.9
• KH1824	18	24	-	\$15.39	3.4

ADA Compliant Locker Adder (Single Tier Only)					
Catalog No.	W	D	H	List	Weight
ADA Modified	-	-	-	\$36.90	0.0

Note: It has been confirmed that our standard locker handle for all KD locker types meets the requirements of ADA regulations as of this printing.

This add is for single tier lockers only. The add is for the inclusion of an additional hat shelf to be located in the field as directed by the customer. The locker side panels must be field drilled to locate the ADA shelf at the special height required. This add also includes an ADA label which is field applied to the locker door face.

Standard KD Hook Arrangement Policy for Single and Double Tier Lockers			
Locker Width	Locker Depth	1-Prong Hooks	2-Prong Ceiling Hooks
9	12,15,18	1	1
12,15,18,24	12,15,18	2	1
12,15,18,24	21, 24	2	1

Standard KD Hook Arrangement Policy for Triple Tier Lockers			
Locker Width	Locker Depth	1-Prong Wall Hooks	2-Prong Ceiling Hooks
9	12,15,18	0	1
12,15,18,24	12,15,18	0	1
12,15,18,24	21, 24	0	1

Escutcheon Plates (Lock Hole Cover Plates)					
Catalog No.	W	D	H	List	Weight
+ RPE100	-	-	-	\$0.33	0.03

Notice: Escutcheon Plates must be ordered for each locker door 20" and higher (wardrobe doors) using a padlock.

Padlock Strike Plates					
Catalog No.	W	D	H	List	Weight
+ SP100	-	-	-	\$1.00	0.03


Notice: Strike plates are optional and used to protect door face on all KD box doors with thru-the-door hasp.

Aerosol Spray Touch-Up Paint					
Catalog No.	W	D	H	List	Weight
••• Touch-Up	-	-	-	\$26.39	1.0


Please specify color when ordering. It is our standard policy to ship (1) can for each exterior locker color ordered under 100 frames and (2) cans for orders over (100) frames.

- Denotes stock item in Parchment [PT]
- Denotes stock item in Parchment [PT] and Hallowell Gray [HG]
- ☒ Denotes stock item in Parchment [PT], Hallowell Gray [HG] and Marine Blue [MB]
- Denotes stock item in Parchment [PT], Hallowell Gray [HG], Marine Blue [MB], Maroon [MN] and Green Mist [GM]
- + Denotes stock item - Plated, Galvanized or galvalneal

Benchtops and Pedestals



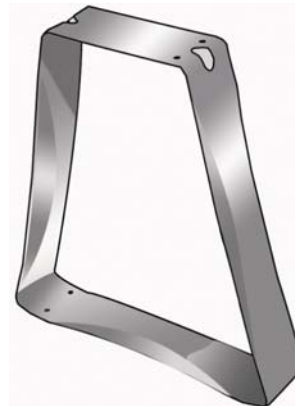
4805
Pedestal



4810
Pedestal



4820
Pedestal



4825
Pedestal



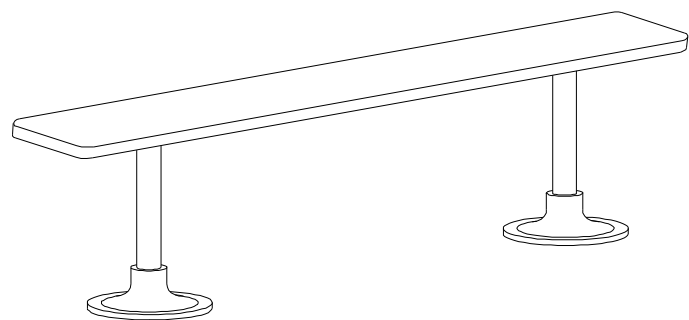
8032
Pedestal

Bench Pedestals						
Catalog No.	Description	W	D	H	List Price	Weight
• 4805	Standard Steel Pedestal	-	-	16-1/4"	\$49.19	8.0
• 4810	Heavy-Duty Cast Iron Pedestal	-	-	16-1/4"	\$148.05	13.0
• 4820	Painted Aluminum Trapezoid Pedestal (Moveable)	-	-	16-1/4"	\$138.89	6.0
> 4825	Stainless Steel Pedestal	-	-	16-1/4"	\$114.77	8.0
• 8032	Heavy-Duty Pedestal (Concealed Fastening) with steel upper flange, steel tube and cast aluminum base.	-	-	16-1/4"	\$166.08	10.0

Note: Pedestal spacing shall not exceed 6'-0" o.c. and shall be placed no more than 12" o.c. from end of bench.
 4805, 4810, 4820 and 8032 pedestals will be painted our standard neutral color (currently Parchment)
 4825 pedestals are stainless steel and are therefore unpainted.

Benchtops					
Catalog No.	L	W	H	List Price	Weight
■ MBT36	36	9-1/2"	1-1/4"	\$95.42	12.0
■ MBT48	48	9-1/2"	1-1/4"	\$122.28	16.0
■ MBT60	60	9-1/2"	1-1/4"	\$152.88	20.0
■ MBT72	72	9-1/2"	1-1/4"	\$183.48	24.0
■ MBT84	84	9-1/2"	1-1/4"	\$222.81	28.0
■ MBT96	96	9-1/2"	1-1/4"	\$244.62	32.0
■ MBT108	108	9-1/2"	1-1/4"	\$286.46	36.0
■ MBT120	120	9-1/2"	1-1/4"	\$318.28	40.0
■ MBT132	132	9-1/2"	1-1/4"	\$352.72	44.0
■ MBT144	144	9-1/2"	1-1/4"	\$381.98	48.0

Pedestals are to be ordered (2) per benchtop up to 8'-0".
 Order (3) per benchtop 9'-0" and over.



Benchtop Shown with #8032 Pedestals

- Denotes stock item in Parchment [PT]
- Denotes stock item - Laminated Hardwood Benchtop with clear finish
- > Denotes stock item - Stainless Steel

**Locks Prices are NET
Do Not Discount**



Locker Locks

Master Lock Company Locks

Catalog No.	Description	Net Price	Weight
1525	Master Lock Company Combination Padlock - Key Controlled For use on all locker doors.	\$3.96	0.5
2010	Master Lock Company Heavy-Duty Combination Padlock - Key Controlled For use on all locker doors.	\$9.99	0.5
1630	Master Lock Company Built-In Combination Lock - Automatic Dead Bolt Operation (Vertical Bolt Movement) For use on gravity lift-type latch wardrobe doors 20" and higher.	\$7.15	0.5
1630MKADA	ADA version of 1630	\$11.52	0.5
1631	Same as 1630 except left-hand for use on left-hand hinged Two-Person and Duplex doors	\$7.15	0.5
1670	Master Lock Company Built-In Combination Lock - Manually Operated Dead Bolt For use on all locker doors except for single-point latch doors with recessed handle.	\$8.43	0.5
1670MKADA	ADA version of 1670	\$12.81	0.5
1671	Same as 1670 except left-hand for use on left-hand hinged Two-Person and Duplex doors	\$8.43	0.5
1690	Master Lock Company Built-In Combination Lock - Rotating Automatic Dead Bolt Operation For use on all single-point latch doors with recessed handles effective March 2009	\$9.65	0.5
1695MKADA	ADA version of 1690	\$14.03	0.5
1790MK	Master Lock Company Built-In Grooved Key Lock-5 Pin Cylinder- High Security (Master Keyed) For use on all single-point latch doors and recessed handle	\$7.92	0.5
1710MK	Master Lock Company Built-In Grooved Key Lock - 5 Pin Cylinder - High Security (Master Keyed) For use on all locker doors except for single-point latch doors with recessed handle.	\$5.84	0.5
1710MK-ADA	Master Lock Company Built-In Grooved Key Lock - 5 Pin Cylinder - High Security (Master Keyed) For use on all ADA designated locker doors (Not recommended for single-point latch).	\$8.22	0.5

**Locks Prices
are NET**

Control Keys

Lock orders include (2) Control Keys. Order Additional Keys as needed.

CONTROLKEY1525	Control Key for Master Lock 1525 Combination Padlock.	\$1.80	0.1
CONTROLKEY2010	Control Key for Master Lock 1525 Combination Padlock.	\$1.80	0.1
CONTROLKEYA400	Control Key for American A400 Combination Padlock.	\$1.80	0.1
CONTROLKEY1630	Control Key for Master Lock 1630 Built-In Combination Lock.	\$1.80	0.1
CONTROLKEY1670	Control Key for Master Lock 1670 Built-In Combination Lock.	\$1.80	0.1
CONTROLKEY1710M	Control Key for Master Lock 1710MK Built-In Combination Lock.	\$1.80	0.1
Digital Locks	Safe-O-Mat Coin Collect and Coin Return Locks are available upon request. Digilock ADA Compliant Digital Touch Button Locks are available upon request.	Consult Factory	Consult Factory

**Locks Prices
are NET**

Note: Be sure to specify master key series if you would like your new locks to match the existing key series.



Hallowell
Order / Estimate Form

Sheet _____ of _____ Hallowell Job No. _____
P.O. No. _____
P.O. Date: _____

Order Requested Ship Date: _____

Customer: _____ Ship To: _____
Cust. I.D. # _____
Phone: _____
Fax: _____
Contact: _____

For Quotation Request Purposes Only			
Quote #:	Est. Ship Date==>	Month (XX)	Year (XXXX)
Quote Date:	Bid Due Date:		

Call 24 hrs. before dely.: _____ Ship Via: _____
Phone: _____ Frt. Billing: _____

Shop Drawings Required (Y/N):
Number of Sets Required:

ITEM	No. of		Opgs/ Qty.	Catalog Number	W	D	H	Product Description	Color		Dr. Vent Style	Legs Y/N	Unit Wgt.	Extended Weight	Unit List Price	Extended List Price
	Frms.	Tier							Door	Frm.						
1																
2																
3																
4																
5																
6																
7																
8																
9																
10																
11																
12																
13																
14																
15																

Total # Frames:	
Total Weight:	
Sales Code:	
Entered By:	
Approved By:	

Numbering:	
Item	Special Instructions
1	
2	
Add'l. Disc. approved by: _____ On: _____	
This Add is for: _____	

List Price	
Escalator %	
Discount %	
Sub-Total Net Price	
Additional Disc. %	<==
Adder %	<==
Net Add	

Notes: This quotation is good for shipment thru escalated date based on receipt of order within 60 days of quoted date.
All material quoted is standard product and color per our standard specifications unless otherwise noted herein.
This quotation is per your quotation request. Adherence to plans and/or specifications is the sole responsibility of the distributor.
Our review of plans and/or specifications is for assistance only and shall in no way relieve the distributor of this sole responsibility.

Cost / Frame \$	/Frame- Installation
	Install Mark-Up
	Freight
	Tax Rate/ Sale Tax

For Pricing Questions, Call 800-700-4799 x5012, Fax 937-228-0225 or e-mail Estimating@Hallowell-list.com **GRAND TOTAL=>**

Illustrated Price Book

***We Stock It
You Sell It
We Ship It... Fast!***

It Really Is that Easy

Hallowell®

2823 W. ORANGE AVE, APOPKA, FLORIDA 32703

866.566.0500

TEL: 407.464.3611 FAX: 407.464.3610

WWW.HALLOWELL-LIST.COM